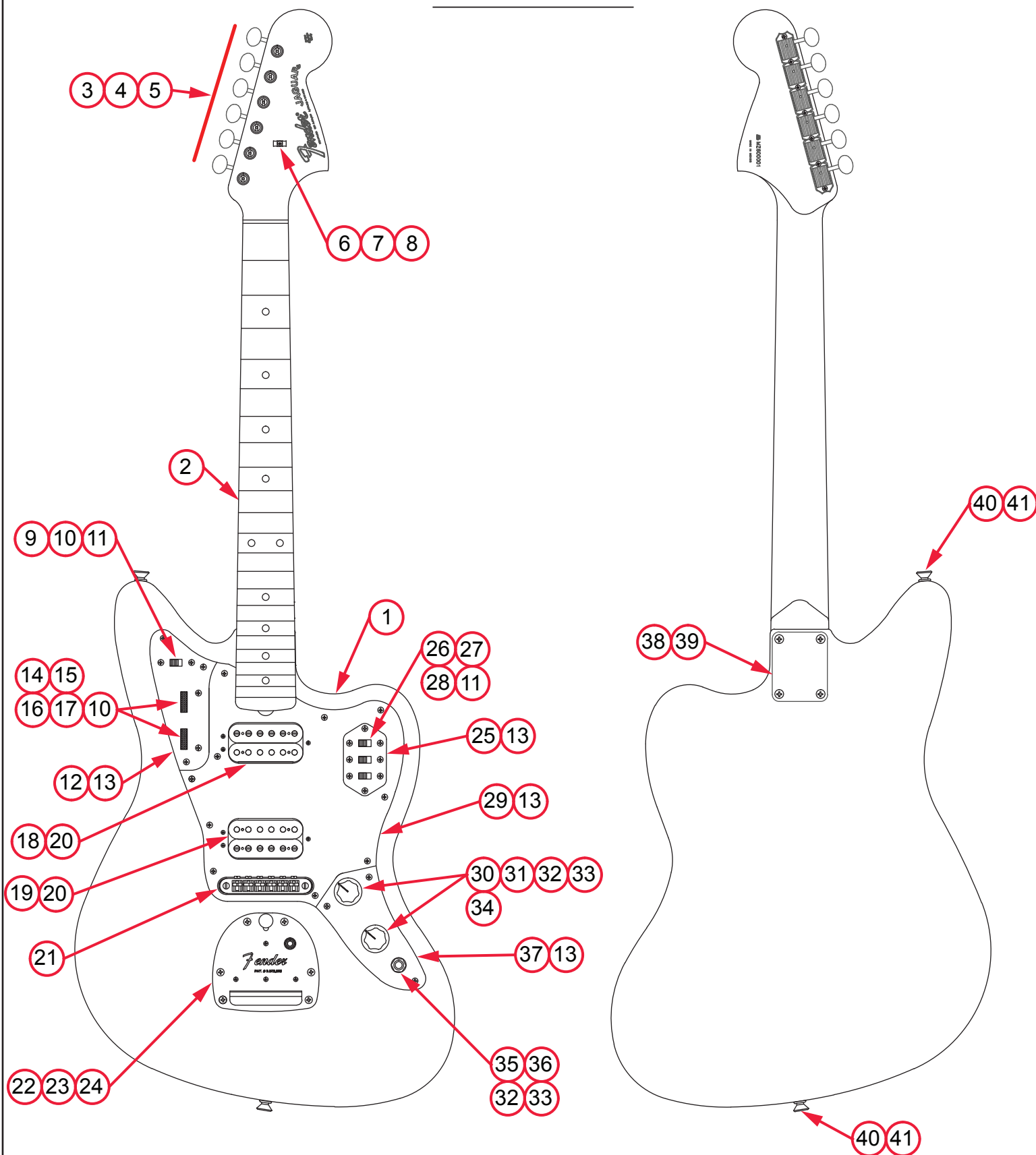


CLASSIC PLAYER JAGUAR SPECIAL HH[®] (014-1710-XXX)

PARTS LAYOUT



CLASSIC PLAYER JAGUAR SPECIAL HH ® (014-1710-XXX)

PARTS LIST

REF #	DESCRIPTION	PART NUMBER
1	BODY JAGUAR SPECIAL HH 3TS B&P	0076586500
	BODY JAGUAR SPECIAL HH OWT B&P	0076234505
2	NECK JAGUAR SPECIAL SERIES MX PNT 3VT	0076229000
3	KEY, VINT ST PING	0047912000
4	BUSHING KEY VINT PING	0053020000
5	SCRW SMAB 3x3/8 RHP NI	0011357049
6	STRING GUIDE NICKEL	0994910000
7	SPACER STR TREE 62 STRAT	0020423000
8	SCRW SMA 3x5/8 RHP NI	0011358049
9	SWITCH SLIDE SS 50 DP DT	0017079049
10	SCRW M 4-40x1/4 OHP NI	0015719049
11	LUG SOLDER BRONZE TINNEDW/2 HL	0012869000
12	PLATE PRESET CONTROL JAGUAR	0054502000
13	SCRW SMAB 4x1/2 OHP NI	0015578049
14	KNOB DISC PRESET CNTRL 1"x.25	0054455000
15	CONTROL MINIPOT 50K LINEAR W/NUT	0054458000
16	WASHER LOCK INTERNAL TOOTH 1/4	0016451000
17	BRACKET CONTROL MTG 62 JAGUAR	0054503000
18	PICKUP ASSY ENFORCER MID A.WHT NECK	0076236000
19	PICKUP ASSY ENFORCER A.WHT WIDE BRDG	0076235000
20	SCREW M 5-40x3/8 FILL NI	0050927000
21	BRIDGE ASSY T-O-M w/POSTS, INSERTS CHROM	0076230000
22	TREM ASSY, JAG/JAZZ CHRM WITHOUT ARM	0076232000
23	SCRW SMAB 5x1 OHP NI	0015610049
24	ARM, VIB JAG/JAZZMASTER	0077422000
25	PLATE SWITCH JAGUAR	0010611000
26	SWITCH SLIDING SELECTOR	0054508049
27	SCRW M 4-40x1/4 OHP NI	0015719049
28	CAP CD .003uF 20% 3/8"	0054509049
29	PICKGUARD JAGUAR SPECIAL HH BRW SH BVL	0076237002
30	KNOB LARGE SKIRTED BLACK	0019455049
31	CONTROL 1 MEG 10% AUDIO METAL	0019066049
32	WASHER LOCK INTL 3/8 X .687	0016436049
33	NUT HEX 3/8-32x3/32 TK NI	0016352049
34	CAP CD .01uF 600V 10% 1/2"DIA	0054504049
35	JACK PHONE OPEN CIRCT 11	0021956049



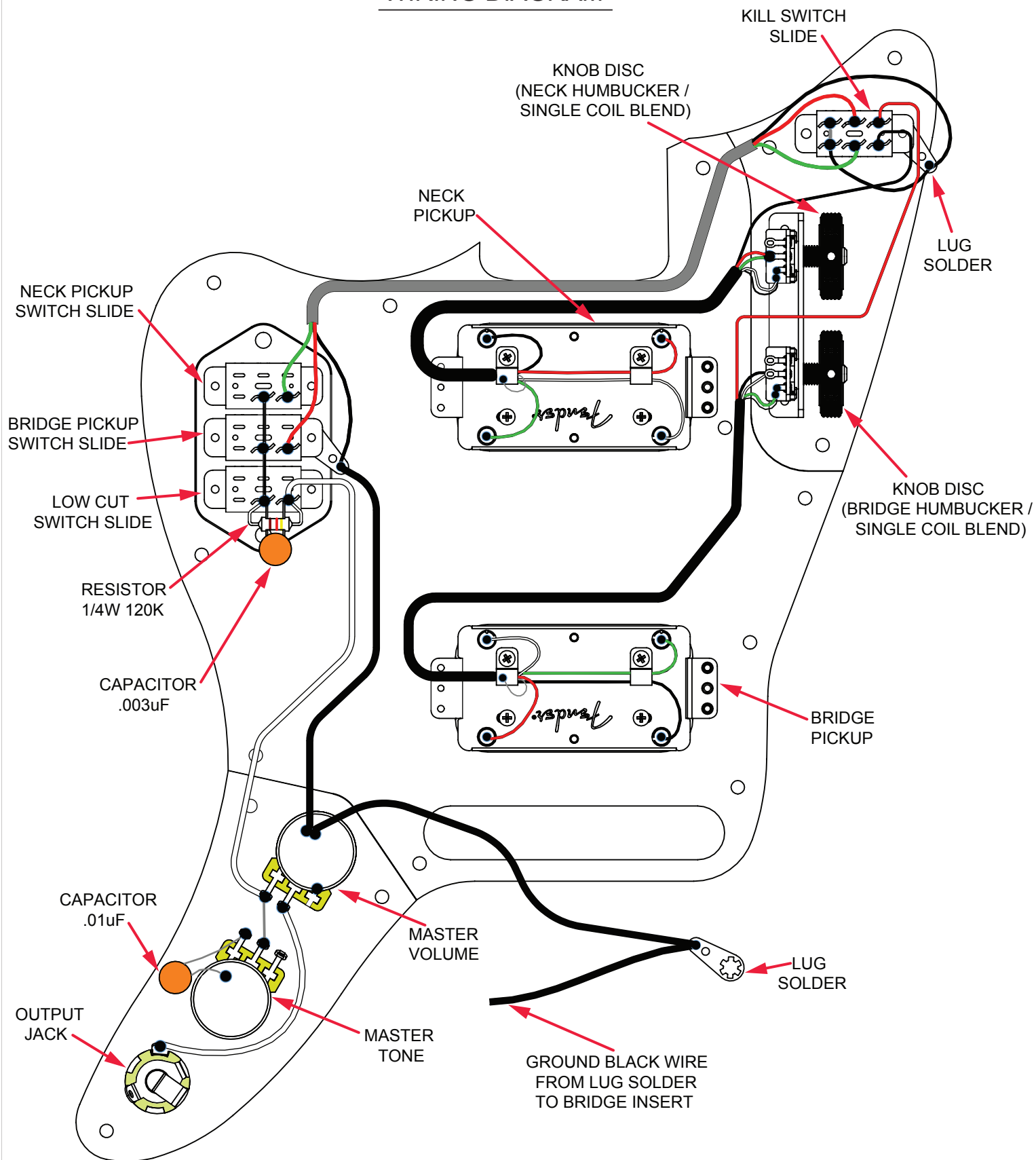
CLASSIC PLAYER JAGUAR SPECIAL HH® (014-1710-XXX)

PARTS LIST

[illegible]

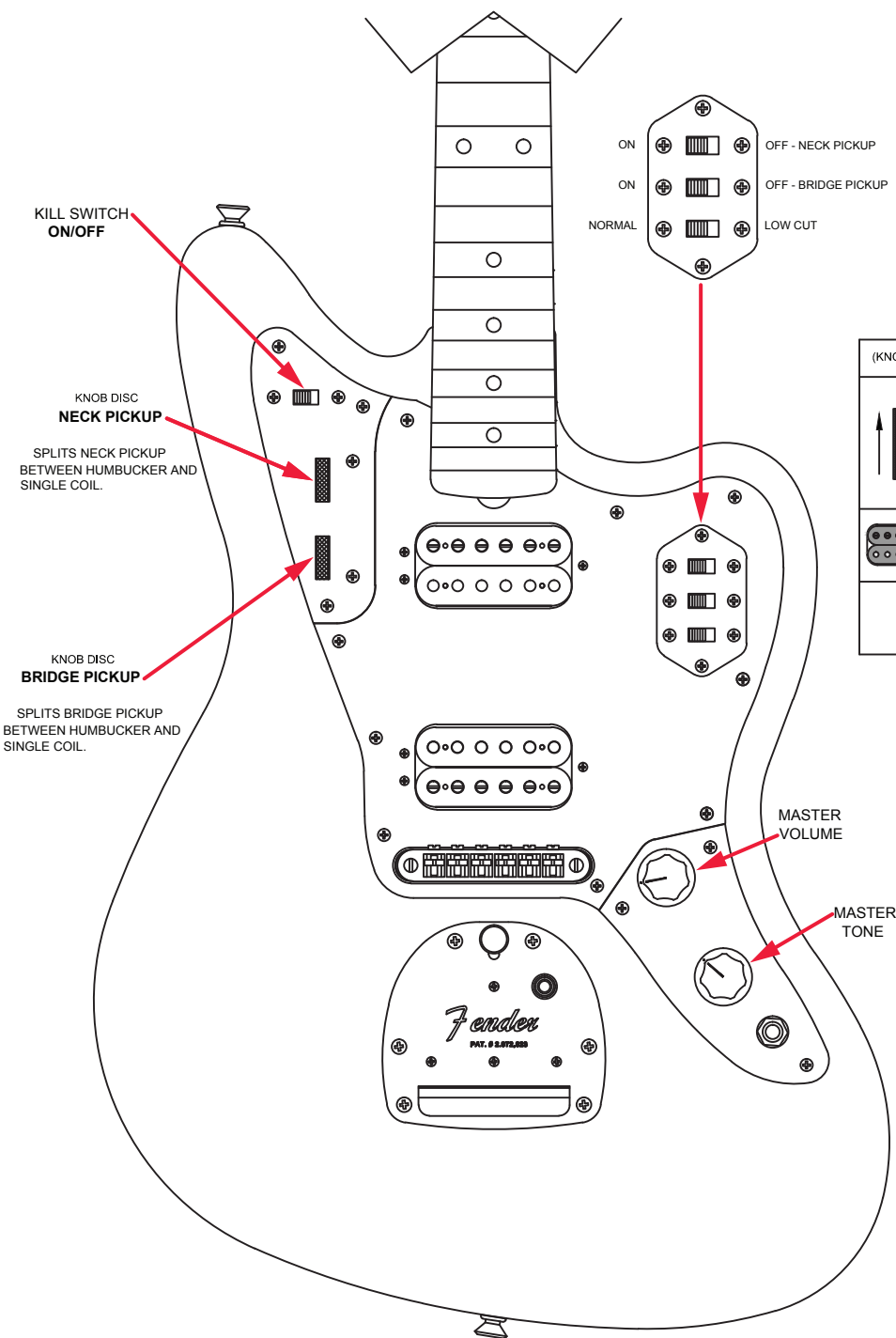
CLASSIC PLAYER JAGUAR SPECIAL HH® (014-1710-XXX)

WIRING DIAGRAM



CLASSIC PLAYER JAGUAR SPECIAL HH® (014-1710-XXX)

SWITCH AND CONTROL FUNCTION



KILL SWITCH (LEFT POSITION)				
				SWITCH POSITION
				NECK PICKUP
				BRIDGE PICKUP

(KNOB DISC) NECK PICKUP		(KNOB DISC) BRIDGE PICKUP		
				NOTE: KNOB DISC MUST BE FULLY SCROLLED UP OR DOWN FOR CORRECT SPLIT FUNCTION.
				NECK PICKUP (A)
				NECK PICKUP (B)
				BRIDGE PICKUP (C)
				BRIDGE PICKUP (D)

KILL SWITCH (RIGHT POSITION)				
NOTE: WHEN KILL SWITCH IS IN RIGHT POSITION NONE PICKUP WILL BE FUNCTIONAL				
				NECK PICKUP
				BRIDGE PICKUP

	PICKUP ON
	PICKUP OFF
A	NECK PICKUP
B	
C	BRIDGE PICKUP
D	

