




Fender

KINGMAN, CONCERT
AND PALOMINO



KINGMAN, CONCERT AND PALOMINO

Your Fender Kingman, Concert or Palomino Acoustic Guitar represents an entirely new approach to acoustic guitar design and incorporates many new developments by Fender Engineers. Not only do these new features contribute to a more noticeable ease of playing, but also makes one of the most beautiful instruments available.

The Fender Acoustics employ all the features necessary for custom playing action and perfect string intonation. Additional features such as the removable, heelless neck, body strap buttons and distinctive styling make the Fender Acoustic one of the most desired guitars.

The purpose of this brochure is to acquaint you with these many features and adjustments to assure your complete satisfaction with your new Fender Acoustic Guitar.

String Length Adjustment: (See Figure A) An extremely important feature of the Kingman, Concert and Palomino is the ability to achieve accurate string intonation so that chords are in tune throughout the frets. You will note that each bridge bar is held in place by the longitudinal screws which are used to vary their position (string length). If a string plays flat at the 12th fret when compared with the harmonic at that fret, turn the longitudinal screw counterclockwise so as to move the bridge bar back toward the neck. If the note at the 12th fret is sharp when compared with the harmonic then the string is too short and the bridge bar should be adjusted clockwise. These adjustments will be fractional and should not be necessary except in unusual circumstances. NOTE: The strings should be loosened slightly when making these adjustments so as to prevent undue pressure on the bridge.

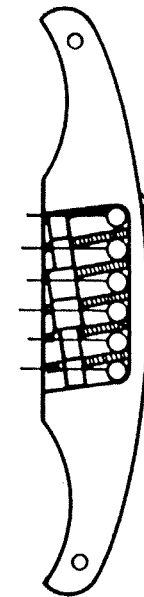


Figure A

String Height Adjustment: It is possible to vary the string height of your instrument by adding or taking away from the amount of shim material beneath the neck. The following procedure may be followed in order to change the string playing height. Loosen the strings, then the four screws holding the neck to the body about $\frac{1}{4}$ ". Raise the neck from its socket slightly, reach through the soundhole and remove one or more shims to lower the string action. A thicker or additional shim should be installed for a higher string action. These shims should vary only a little in thickness as the smallest difference from standard will make a great deal of change in the playing action. After the shim or shims are again placed evenly across the neck depression, tighten the neck screws and then retune.

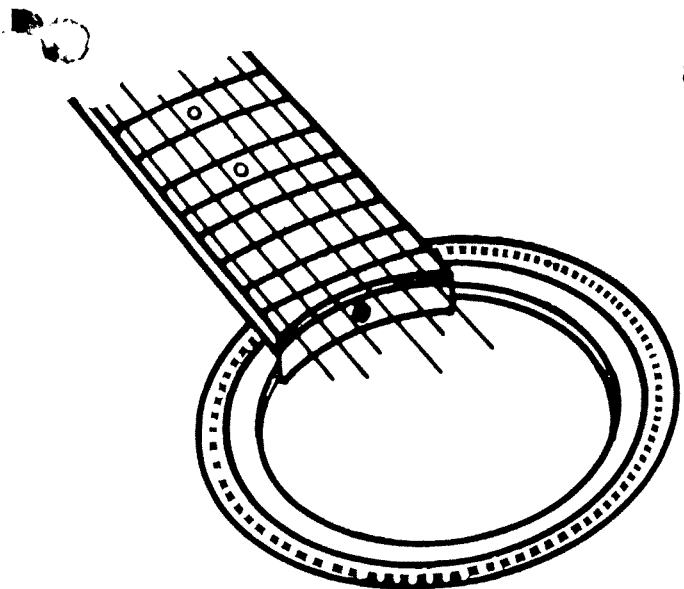


figure B

Adjustable Neck Truss Rod: (See Figure B) An outstanding feature of the Fender Acoustic Guitars is the adjustable neck truss-rod from nut to last fret which maintains perfect neck alignment. If for any reason the neck of your Kingman, Concert or Palomino appears to require further adjustment, you can make the correction without the necessity of returning the instrument to your dealer or the manufacturer. Lay the instrument on a table or other flat surface and insert a screwdriver in the nut exposed at the end of the neck near the soundhole. If the neck bows up in the center turn the slotted screw counterclockwise a quarter turn. If the neck is concave in the center, turn the slotted screw clockwise. **STRINGS SHOULD BE LOOSENED WHEN MAKING ANY NECK ADJUSTMENT SO AS TO PREVENT UNDUE PRESSURE ON THE BRIDGE.**

FENDER KINGMAN, CONCERT AND PALOMINO STRINGS:

Special string set number 750 has been selected for the Kingman, Concert and Palomino Models after extensive testing by the Fender Acoustic Company. This set is highly recommended for obtaining the finest performance from the instrument.

If any change of string gauge is made when restringing, it will change the tension on the neck.

This tension change, if wide enough, could cause the neck to appear warped. Simple neck truss-rod adjustment as described in the above paragraph will bring the neck to its proper position without having to return the instrument to your dealer or to the factory.

GUARANTEE

Your new Fender Acoustic Guitar is unconditionally warranted against defects in manufacture and workmanship providing the attached card is returned within ten (10) days of purchase.

This warranty specifically excludes strings and any parts which have been repaired or replaced by anyone other than an authorized Fender Dealer. This guarantee is void on any instrument which has been subjected to alteration, misuse, negligence or accident, or to the parts of any instrument which has had the serial number altered or removed.

Each warranty card that is returned to Fender Musical Instruments will enable the owner to receive future new product information which is periodically issued by Fender Musical Instruments.

YOUR FENDER ACOUSTIC

Your new Fender Acoustic Guitar is one of the finest instruments of its kind. This guitar has been given the most careful attention possible in its manufacture. By giving it proper care, its appearance and performance will give you endless hours of enjoyment.

In order to keep your instrument in its present condition, we offer a few suggestions. Never subject the guitar to quick changes in temperature or humidity. Wood, by its nature, regardless of type or quality, cannot be guaranteed against cracking. When not in use for extended periods, store your instrument with strings loosened in a case and in a place of moderate temperature and humidity. In cases of low humidity we suggest keeping a wrapped potato or carrot in the case with the instrument.

Your Fender Acoustic should be cleaned at regular intervals. The surface of the instruments are plastic coated for long-lasting beauty and protection: therefore, no polish should be used that is harmful to the finish.

MODEL NAME _____

SERIAL NO. _____

PRICE _____

Distributed Exclusively by
FENDER MUSICAL INSTRUMENTS • Santa Ana, Calif.

Your new Fender Acoustic Guitar incorporates the finest workmanship and highest quality material and is guaranteed to give complete satisfaction. As a Fender owner, you can be proud and self-assured in the knowledge that you have the finest instrument that is possible to buy.

Many outstanding playing features and technical developments, well known to string instrument players throughout the world, have come from Fender research and are employed in the design and manufacture of this instrument. As a result, you are assured of receiving superior quality and lasting beauty.

Further playing satisfaction will be realized through the years by becoming thoroughly acquainted with its features. We suggest you carefully read the instruction manual especially prepared for your Fender Instrument. If at any time you should have a question concerning its adjustment, materials or other features, consult this manual or contact your Fender Dealer or Fender Musical Instruments.

You must fill in this card for your warranty . . .

MODEL NAME _____ SERIAL NO. _____

Important: Serial number must be filled in for warranty to be valid. Number is stamped on chrome plate on back of neck base.

Fender ACOUSTIC *Warranty registration*

OWNER'S NAME _____

STREET _____ DATE OF PURCHASE _____


CITY _____ STATE _____ ZIP _____

PURCHASED FROM _____

ADDRESS _____ CITY _____ STATE _____

OWNER'S SIGNATURE _____

TEAR HERE



Fender

MUSICAL INSTRUMENTS

1402 E. Chestnut

Santa Ana, California 92701

Fender

KINGMAN, CONCERT
AND PALOMINO

