

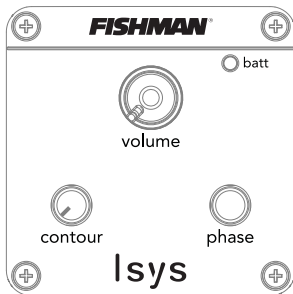
www.fishman.com

FISHMAN[®]

**USER GUIDE
ISYS ONBOARD PREAMPS**

Isys Quick Start

- 1. Set the controls** • Set **volume** off and the **contour** control to off (button out).
- 2. Plug in** • Connect the Isys to an amplifier or PA with a ¼-inch instrument cable. The **batt** light will flash once quickly to indicate it has switched on.
- 3. Turn up** • Raise the **volume** and adjust the **contour** control to your liking.



Isys Controls

Volume • For the cleanest signal, set the **volume** knob as high as possible, without causing distortion or feedback.

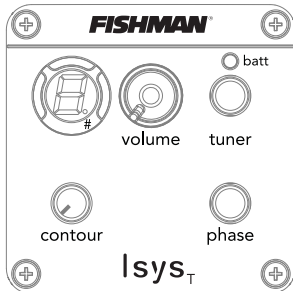
Contour • This one-button tone control lets you choose between a natural sound with no EQ (button out) or a “Scooped” sound with emphasized treble and bass and reduced midrange (button in).

Phase • Use the **phase** switch to improve bass response at low volume and suppress feedback at high volume.

When the **batt** lamp lights steadily it is time to change the battery (approx. 125 hours of use). To conserve the battery, unplug the instrument when not in use.

Isys T Quick Start

- 1. Set the controls** • Set **volume** off and the **contour** control to off (button out).
- 2. Plug in** • Connect the Isys T to an amplifier or PA with a ¼-inch instrument cable. The **batt** light will flash once quickly to indicate it has switched on.
- 3. Tune up** • Press the **tuner** button. When it's on, the tuner mutes the signal. Press again to exit.
- 4. Turn up** • Raise the **volume** and adjust the **contour** control to your liking.



Isys T Controls

Volume • For the cleanest signal, set the **volume** knob as high as possible, without causing distortion or feedback.

Contour • This one-button tone control lets you choose between a natural sound with no EQ (button out) or a “Scooped” sound with emphasized treble and bass and reduced midrange (button in).

Phase • Use the **phase** switch to improve bass response at low volume and suppress feedback at high volume.

Tune • Use the tuner lights as shown below to tune your instrument.



“A” note
below pitch



“A” note
in tune



“A” note
above pitch

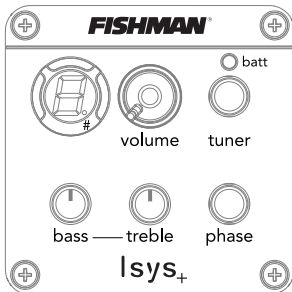


“A#” note
in tune

When the **batt** lamp lights steadily it is time to change the battery (approx. 125 hours of use). To conserve the battery, unplug the instrument when not in use.

Isys Plus Quick Start

- 1. Set the controls** • Set **volume** off and **bass** and **treble** controls to center.
- 2. Plug in** • Connect the Isys Plus to an amplifier or PA with a ¼-inch instrument cable. The **batt** light will flash once quickly to indicate it has switched on.
- 3. Tune up** • Press the **tuner** button. When it's on, the tuner mutes the signal. Press again to exit.
- 4. Turn up** • Raise the **volume** and adjust the **bass** and **treble** controls to your liking.



Isys Plus Controls

Volume • For the cleanest signal, set the **volume** knob as high as possible, without causing distortion or feedback.

Bass • Boost here to add depth and weight to the sound of the guitar.

Treble • Boost to cut through the mix. Cut to mellow and subdue the sound.

Phase • Use the **phase** switch to improve bass response at low volume and suppress feedback at high volume.

Tune • Use the tuner lights as shown below to tune your instrument.



"A" note
below pitch



"A" note
in tune



"A" note
above pitch



"A#" note
in tune

When the **batt** lamp lights steadily it is time to change the battery (approx. 110 hours of use). To conserve the battery, unplug the instrument when not in use.

FISHMAN

www.fishman.com