

*Fender*<sup>®</sup>

THE SOUND THAT CREATES LEGENDS

The professional Bassman 120 single channel, solid-state bass amplifier will reward you with years of quality music in a wide range of controlled sounds. The built-in quality of a Fender amplifier is the result of over three decades of dedication in the combined skills of research and development by our engineers and musicians.

The preamp section features Volume, Push-for-Bright, Treble, Mid 1, Mid 2, Bass controls and a unique feed-forward Limiter which automatically reduces the amplifier voltage-gain for signal levels defined by the Limiter controls. This special soft-knee Limiter can be used to increase apparent loudness, eliminate unwanted dynamic distortion, or as a special effect. An optional foot pedal (P/N 010640) is available that controls the On/Off function of the Limiter.

The Preamp Out/Poweramp In patch point, located on the rear panel, is a valuable feature that allows signal processing devices (phaser, chorus, digital delays, etc.) to be placed, signalwise, between the preamp and poweramp sections.

The cabinets sturdy box-joint construction is made of the finest furniture grade materials. The bottom baffle is dadoed into the sides and bottom for added strength. The thick film-surface vinyl covering is easy to clean and has a strong durable backing material. It will keep its good appearance for a long time to come. The cabinet comes with heavy-duty handle, corners and glides.

The selection of a FENDER amplifier will reward you with years of quality music in a wide range of controlled sounds. This manual will explain its many features and applications available to you. Read it carefully to gain the maximum benefit from all its features with initial use.

The built-in quality of a FENDER amplifier is the result of over three decades of dedication in the combined skills of research and development by our engineers and musicians.

That is why we say, proudly... FENDER, the sound that creates legends.

- One 15" heavy-duty Special design Speaker in a Thiele aligned enclosure
- 100 watts RMS @ 4 ohms
- Exclusive 3/4" solid wood, box-joint constructed cabinet
- All-steel welded cadmium plated chassis
- High quality electronic components
- Pre-Amp/Power Amp in-out patch loop
- Full 4-band EQ with active cut and boost
- Front panel On/Off power switch
- Extra durable vinyl covering
- Built-in variable soft-knee Limiter with footswitching capability (footswitch optional)

WARNING: TO REDUCE THE RISK OF FIRE OR SHOCK HAZARD, DO NOT EXPOSE THIS APPLIANCE TO RAIN OR MOISTURE.

To reduce the possibility of AC current leakage, this amplifier is provided with a grounding type power supply cord. Be sure to connect to a grounded receptacle.


Operation from an ungrounded (2 pronged) receptacle requires a 3-to-2 contact grounding type adapter. The adapter's grounding lead must be connected to a good earth ground.

Reversing the power cord plug in a two conductor receptacle may reduce power line hum and noise levels.

Fender's special-design electronic parts provide optimum performance in these amplifiers. For best results, replace with Fender original equipment parts only.

## Fender Bassman 120

3



**INPUT**  
Connection for  
instrument

**VOLUME**  
Volume setting  
from zero to full  
power

**PUSH BRIGHT**  
Push Bright  
adds "bril-  
liance" to the  
upper  
frequencies

**TREBLE**  
Provides high  
frequency  
equalization  
as required

**MID 1**  
Provides upper  
midrange  
equalization  
(500 Hz 15 dB  
cut and boost)

**MID 2**  
Provides lower  
midrange  
equalization  
(200 Hz 15 dB  
cut and boost)

**BASS**  
Provides  
desired  
amount of  
bass response



4

**LIMIT GAIN**  
Is the small  
anal limiter  
age gain

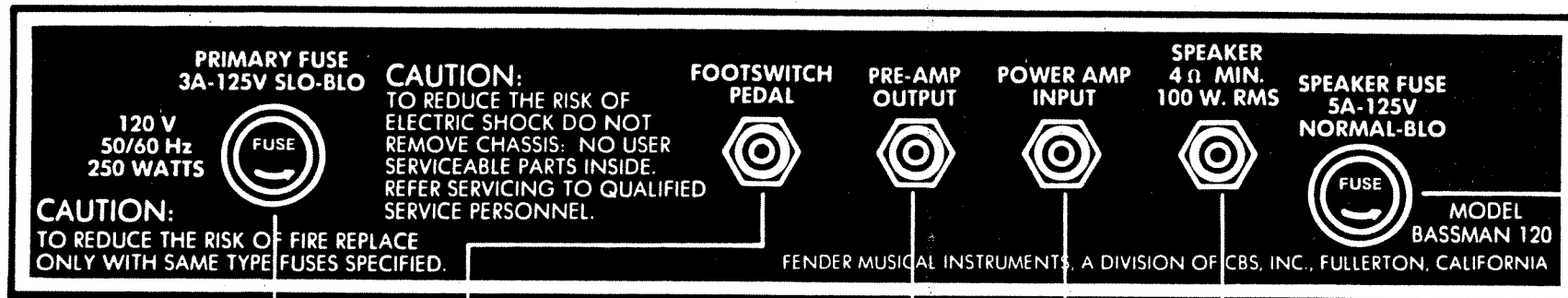
**PUSH LIMITER**  
Turns the limiter  
function on  
and off

**LIMIT LEVEL**  
Sets the output  
level at which  
the limiter  
begins  
functioning

**PILOT  
INDICATOR**  
Pilot LED  
indicates when  
the amplifier  
is On

**ON/OFF SWITCH**  
Turns amplifier  
On and Off

setting the Limit Level control near "2" and the Limit  
in control at "1" the Limiter can reduce power amplifier  
load distortion by subtle dynamic range restriction.  
progressively more noticeable amounts of dynamic range  
restriction will occur when the Limit Gain control is rotated  
clockwise. By rotating the Limit Level control clockwise, this  
restriction or limiting action will occur at progressively  
higher output levels. Experiment with the limiter control  
settings to achieve a result compatible with your playing  
style.



5

**PRIMARY FUSE**  
**CAUTION:** To reduce the risk of fire replace only with the same type slo-blo fuse.

**FOOTSWITCH PEDAL**  
For connection to optional foot pedal (#01 0640). This allows foot control of limiter.

**PRE-AMP OUTPUT**  
Permits direct connection of external signal processors such as: phaser, chorus, equalizer, digital delay and other type devices. Creates an Effects Loop when used with the Power Amp Input.

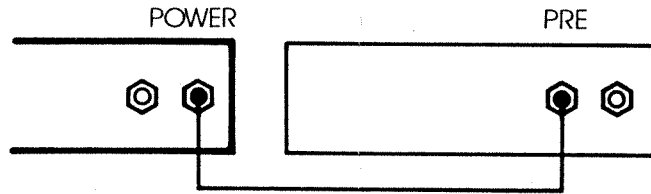
**POWER AMP INPUT**  
Permits direct connection to internal power amp input — by insertion of a plug in this jack, the circuit behind the Pre-Amp is interrupted

**SPEAKER JACK**  
Connects speaker to the amplifier

**SPEAKER FUSE**  
**CAUTION:** To reduce the risk of fire replace only with the same type normal-blo fuse

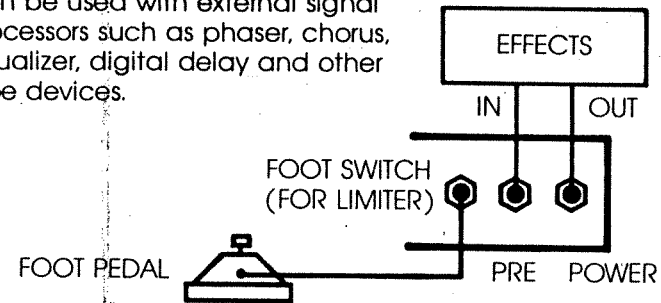
### 1. WITH A SLAVE UNIT

Can be used with a second amplifier, for increased power that is controlled by one pre-amp.



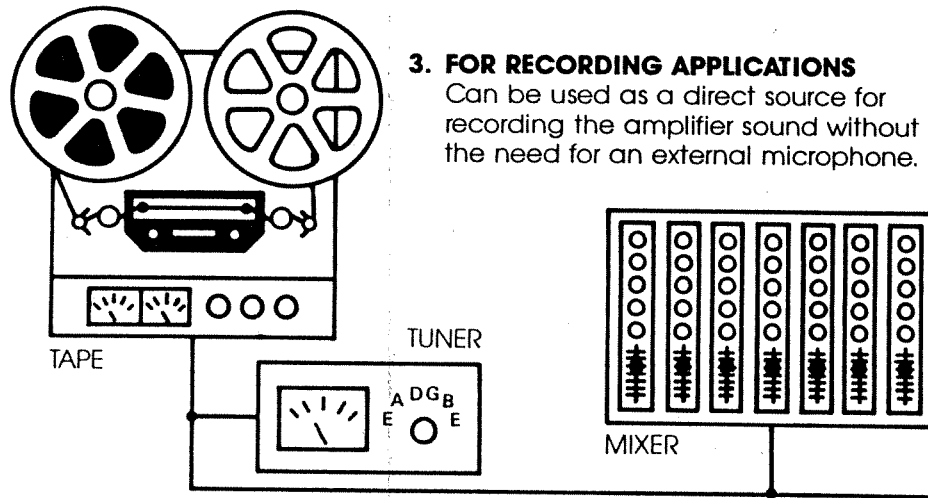
### 2. AS AN EFFECTS LOOP

Can be used with external signal processors such as phaser, chorus, equalizer, digital delay and other type devices.



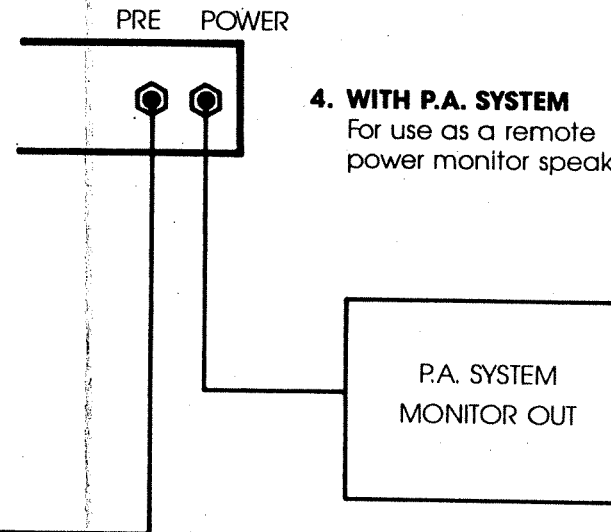
### 3. FOR RECORDING APPLICATIONS

Can be used as a direct source for recording the amplifier sound without the need for an external microphone.



### 4. WITH P.A. SYSTEM

For use as a remote power monitor speaker.

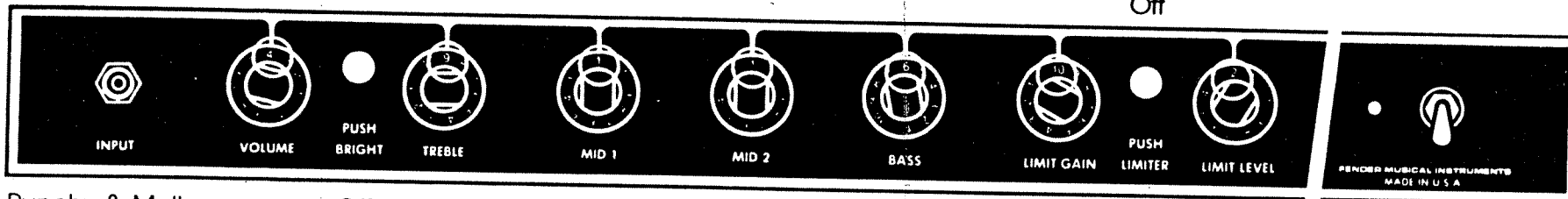


# SUGGESTED SETTINGS

Hollow & Bright

On

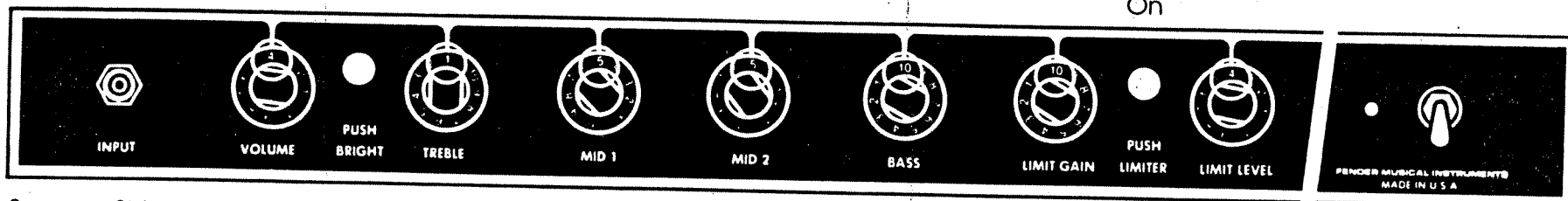
Off



Punchy & Mellow

Off

On

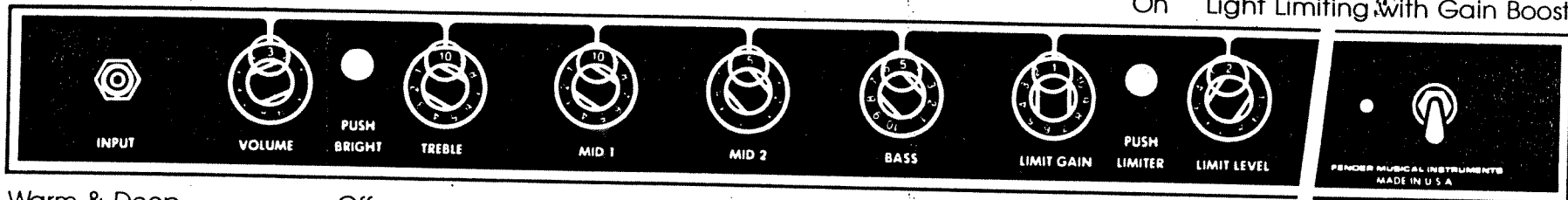


Snappy, Stringy, Poppy

On

On

Light Limiting with Gain Boost

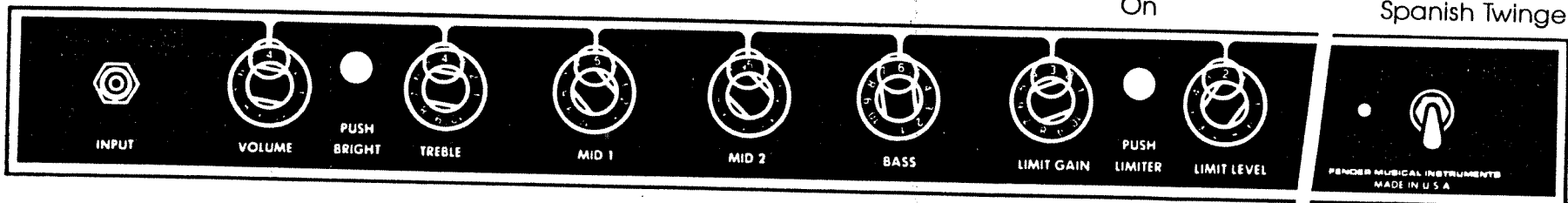


Warm & Deep

Off

On

Spanish Twinge



## WIRING


Examine the rear panel of this unit. The amplifier is equipped with the proper power supply cord for your country. On the 200v/240v Model, set the voltage selector to proper voltage before connecting to power receptacle. If you have any further questions regarding voltage, please consult your local distributor.

Replace fuse with same type as specified on the rear panel.

120v-50/60 Hz  
100v-50/60 Hz

**PRIMARY FUSE**  
3A-125V SLO-BLO

120 V  
50/60 Hz  
250 WATTS



**CAUTION:**  
TO REDUCE THE RISK OF  
ELECTRIC SHOCK DO NOT  
REMOVE CHASSIS NO USER  
SERVICEABLE PARTS INSIDE  
REFER SERVICING TO QUALIFIED  
SERVICE PERSONNEL


**CAUTION:**  
TO REDUCE THE RISK OF FIRE REPLACE  
ONLY WITH SAME TYPE FUSES SPECIFIED

220v-50/60 Hz  
240v-50/60 Hz

FENDER MUSICAL INSTRUMENTS, A DIVIS


**PRIMARY FUSE**  
T1.6A

50/60 Hz  
250 WATTS



**CAUTION:**  
TO REDUCE THE RISK OF  
FIRE REPLACE ONLY WITH  
SAME TYPE FUSES SPECIFIED

**CAUTION:**  
SET SELECTOR TO



LINE VOLTAGE  
BEFORE OPERATING  
THIS AMPLIFIER

Under the terms of the limited warranty, defective parts will be replaced by your authorized Fender Dealer. Fender original equipment parts are designed and built to provide optimum performance in musical instrument amplifiers. To maintain best performance and quiet operation, replacement should be made with original equipment parts. Fender Musical Instruments furnishes warranty service through authorized Fender Dealers.

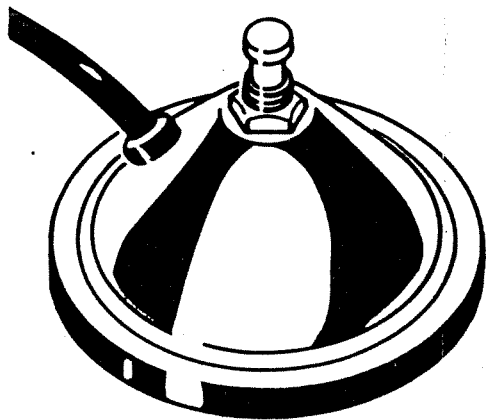
If your amp is set up but does not function, check the following items:

- Is the amp power cord properly plugged into an electrical outlet?
- Is there power at the outlet?
- Is the primary fuse blown?
- Is the speaker properly connected to the amplifier?
- Are all control knobs turned up above 4?
- Is the volume control on your instrument turned up?
- Is your instrument properly plugged into the amplifier?

The exclusive Fender vinyl covering on your cabinet has been especially designed for years of lasting beauty. A very light soapy solution on a sponge may be used to remove dirt and residue that may accumulate in the grain. Be careful not to let any liquid come in contact with operating surfaces. Do NOT have amplifier plugged into power outlet when cleaning. See inside front cover for U.L. Warning.

This Pedal assembly enables the player to remotely switch the LIMITER On or Off. To attach Pedal Assembly, insert the plug into the jack labeled "FOOTSWITCH" or "PEDAL" located on the rear panel of the amplifier.

NOTE: The Pedal Cable MUST be secured to the cabinet by means of a suitable clamp and screw, such as P/N 068425 Clamp, Pedal cable .125 I.D., and P/N 084699-Screw, 8x3/4 F.H. Phillips. To reduce the risk of tearing the leads from their associated plugs, screw accessory cable clamp to inside wall of cabinet.



This limited warranty against defects in material and workmanship begins at the date of original retail purchase and lasts for one (1) year from that date. It applies to all components and is limited to the original retail purchaser. You may prove date of purchase by completing and mailing the registration card to Fender/CBS Musical Instruments, or retaining a copy of your sales invoice.

Transportation charges are not included in this warranty. If any component of the product is found to be defective, we will furnish a replacement without charge if it is returned to an authorized Fender Dealer, an authorized service technician or Fender Service Center at the address provided below. Any

damage or defect resulting from unauthorized parts or service is excluded. Any service performed by other than an authorized Fender Dealer, an authorized service technician or Fender Service Center is not reimbursable under this warranty.

The warranty is void if the serial number is defaced or removed, or the product has been visibly damaged by alteration, misuse, accident or neglect. THE COMPANY ASSUMES NO LIABILITY FOR PROPERTY DAMAGE WHICH MAY RESULT FROM THE FAILURE OF THIS PRODUCT. Any warranties of MERCHANTABILITY or FITNESS implied by law are limited to the duration of this express limited warranty.

Some states do not allow limitations on how long an implied warranty lasts, so the above limitation may not apply to you. Some states do not allow

the exclusion or limitation of incidental or consequential damages, so the above limitation or exclusion may not apply to you.

This warranty gives you specific legal rights, and you may also have other rights which vary from state to state.

Have your service performed by: An Authorized Fender Dealer, authorized service technician or, Fender Service Center  
1300 East Valencia  
Fullerton, California 92631

WARRANTOR:  
FENDER/CBS MUSICAL  
INSTRUMENTS  
A Division of CBS Inc.  
Post Office Box 4137  
1300 East Valencia  
Fullerton, CA 92634