

OWNERS MANUAL

Fender[®]
MUSICAL INSTRUMENTS
1300 E. Valencia, Fullerton, California 92631

MANUAL NO. 010372 (F/GD)

BASSMAN 50 AMPLIFIER

Fender®

**BASSMAN
50
AMPLIFIER**


Your selection of a Fender amplifier will be rewarded with years of quality music in a wide range of controlled sounds.

This manual is designed to familiarize you with the equipment and acquaint you with its many fine features. Read it carefully so that you will benefit from all of the features as soon as you start using the amplifier.

The Warranty Card is contained in the back section of this manual. Be sure to fill in and mail the Warranty Card to extend your warranty to a full year.

FEATURES

- › 50 watts rms power with 110 watts peak music power.
- Two heavy duty 15" speakers in specially designed enclosure.
- Two separate channels, each with its own distinctive sound.
- Heavy duty metal corners.
- 3/4 inch thick wood cabinets.
- Finest acoustic quality grille cloth.
- › Numerically graduated controls.
- › Professional Fender styling and quality.
- › Tolex cover to keep your amplifier looking new.



NOTE: IT IS BEST TO REMOVE THE AMPLIFIER CASTERS BEFORE PLAYING.

FRONT PANEL

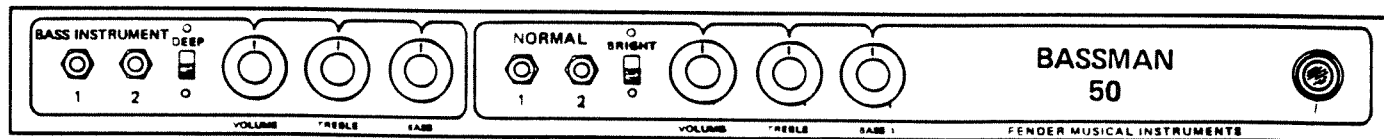
BASS INSTRUMENT CHANNEL

VOLUME CONTROL

TONE CONTROLS

BRIGHT SWITCH

INPUT JACKS



DEEP SWITCH

INPUT JACKS

TONE CONTROLS

JEWELLED PILOT LIGHT

VOLUME CONTROL

NORMAL CHANNEL

FRONT PANEL FUNCTIONS

BASS INSTRUMENT CHANNEL

INPUT JACKS

Jack No. 1 for use when one instrument is used. Jack No. 2 for use with second instrument or equipment with high output level.

DEEP SWITCH

Provides deeper tone (more fundamental, less harmonics).

VOLUME CONTROL

Volume setting from zero to full power output.

tone controls

Treble control – Provides additional high frequencies as required.

Bass control – Regulates the amount of bass response.

NORMAL CHANNEL

INPUT JACKS

Jack No. 1 for use when one instrument is used. Jack No. 2 for use with second instrument or equipment with high output level.

BRIGHT SWITCH

Adds brilliance to all notes, especially higher frequency notes.

VOLUME CONTROL

Volume setting from zero to full power output.

tone controls

Treble control – Provides additional high frequencies as required. Complemented by bright switch.

Bass control – Regulates the amount of bass response.

AMPLIFIED OUTPUT

Indicates when amplifier is turned on.

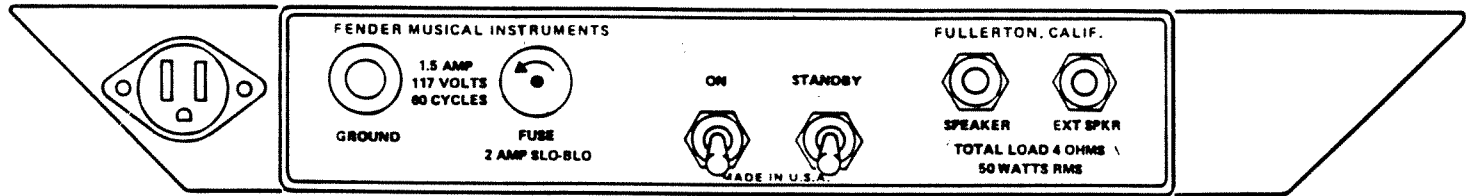
REAR PANEL

AUXILIARY
AC OUTLET

ON/OFF SWITCH

STAND BY
SWITCH

FUSE



GROUND
SELECTOR
SWITCH

SPEAKER JACK

EXTENSION
SPEAKER JACK

REAR PANEL FUNCTIONS

ACCESSORY OUTLET

(110-120V AC, 60 Hz) (Load Limit 200 Watts) This socket is provided as a convenience to be used for any AC accessory.

GROUND SWITCH

Gives player control of polarity. Position on each side is ground to each side of the AC line respectively. The center position disconnects all but the third line chassis ground. Try each position to find the minimum hum.

FUSE

Caution - Disconnect amplifier AC plug from outlet before changing fuse. Remove fuse by pressing in and unscrewing cap. Use fuse type specified on chassis back plate.

ON/OFF SWITCH

Turns amplifier on and off.

STANDBY SWITCH

Allows tube filaments to remain heated during standby periods. Amplification is instantly available without warm-up time. No danger of unwanted sound when in quiet periods.

SPEAKER JACK

Connects speaker enclosure to amplifier.

EXTENSION SPEAKER JACK

Provides a connection to an extension speaker enclosure.

If your amp is set up but does not function, check the following items:

- Is the amp power supply cable plugged into the wall?
- Is there power at the wall outlet where the amp is plugged in?
- Is the speaker plugged into the amplifier speaker jack?
- Are the tone control knobs turned up above 4?
- Is the volume control on your instrument turned up?
- Is the fuse good?


If, after checking all of the above, the system is still not performing correctly, consult your authorized Fender Service Dealer.

REPLACEMENT PARTS LIST

Transformer (Power)	022814	Knob Control	024604
Transformer (Output)	022871	Corner Metal	024695
Choke	022699	Handle Cap	025395
Schematic No.	047779	Handle	025403
Speaker No.	026383	Handle Screw	054262


All parts must be purchased through an authorized Fender dealer. Fender Musical Instruments cannot accept orders direct from the consumer.

ACCESSORY ITEMS




VOLUME PEDAL

Controls volume level with smooth up and down action.



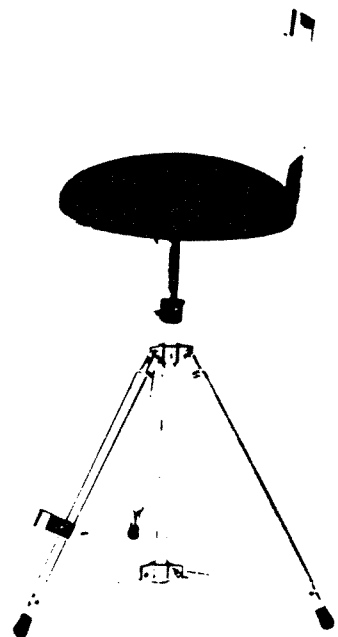
FUZZ/WAH/VOLUME PEDAL

Up and down foot control for the Fuzz, Wah and Volume. Separate foot switches for the Fuzz and Wah. Fingertip pre-setting for the balance and blend of the Fuzz and Wah.



FENDER AMPLIFIER COVERS

Waterproof, tear and abrasion-resistant amplifier covers are available for every Fender amp. They prevent surface damage to the amplifier and keep out dust. Lined with soft flannel, these black vinyl covers feature the amplifier model name and Fender trademark.




MUSIC STAND

Fully adjustable, chrome plated durable stand with foam padded seat cushion. Adjustable heel rest. Back rest included. Folds compactly.


FENDER BASSES YOU'LL WANT TO TRY

"Fender basses are engineered to perfectly match the electronic circuitry of your new Fender Amplifier."




PRECISION BASS

The "thin neck" bass with two pickups for full string tone
"Slim neck" design lets any guitarist play bass with ease
Two volume/blend controls for




PRECISION BASS

Split pickup design for even string response
Wide contoured neck to facilitate advanced playing style
Wide range volume and tone



PRECISION BASS

Gives the "feel" and versatility of an upright string bass
Wide contoured neck for advanced playing style
Split pickup for balanced sound



MUSTANG BASS

Wide-range split pickup for maximum string response and balanced tone throughout the entire scale
Four individually adjustable bridge sections for perfect intonation and custom playing action
Four cushion-type string mutes for

WARRANTY

Fender Musical Instruments warrants this product to be free from defects in materials and workmanship for a period of one year from date of purchase. The warranty herein extends only to the original purchaser at retail of a new product. This warranty shall not apply to products purchased from anyone other than an authorized Fender dealer, or to products which have been subject to alteration, misuse, accident, neglect (such as extremes of temperature and/or moisture), or to wear resulting from normal usage.

The warranty herein becomes effective upon receipt of the completed attached owner registration card within ten (10) days after date of purchase. Upon its receipt the owner will be sent a personalized Fender warranty identification card. Presentation of the card within the warranty period will entitle the owner to receive authorized service and repair from any authorized Fender dealer. Such service and repair shall include all labor and materials necessary to make the repairs and replacements covered under the terms of this warranty.

If the product must be returned to the factory service center for repair, it must be accompanied by an authorized Fender dealer's written direction to such effect and a Fender shipping label. Transportation charges to and from the service center shall be borne by the owner unless otherwise specified by law. This warranty is expressly in lieu of all other agreements and warranties, express or implied, except as may be otherwise required by law.

WARRANTY REGISTRATION CARD BASSMAN 50 AMPLIFIER

The Fender warranty becomes effective only if this card is returned to Fender Musical Instruments within ten (10) days after purchase. It should be filled out, signed, detached, and mailed immediately on receipt of this card, you will be mailed your Fender-owner identification card.

purchase date _____ Serial No. _____
owner's name _____ Age _____ Sex _____
address _____ City _____ State _____
I _____ Purchased from _____
by _____ State _____
owner's Signature _____

I am: professional semi-professional amateur
I bought a Fender because of:
personal preference Advertising Reputation Recommended Other
Education: _____ Years _____