

# OWNERS MANUAL

---

SEE ACCOMPANYING  
LIMITED WARRANTY

**Fender**<sup>®</sup>  
MUSICAL INSTRUMENTS  
1300 E. Valencia, Fullerton, California 92631

---

## MUSICMASTER BASS AMPLIFIER

MANUAL NO. 013105 (Rev. A)

The Fender logo is written in a bold, black, cursive script. The letter 'F' is particularly large and stylized, with a registered trademark symbol (®) located to the right of the 'er'.

## MUSICMASTER BASS AMPLIFIER

Your selection of a Fender amplifier will be rewarded with years of quality music in a wide range of controlled sounds.

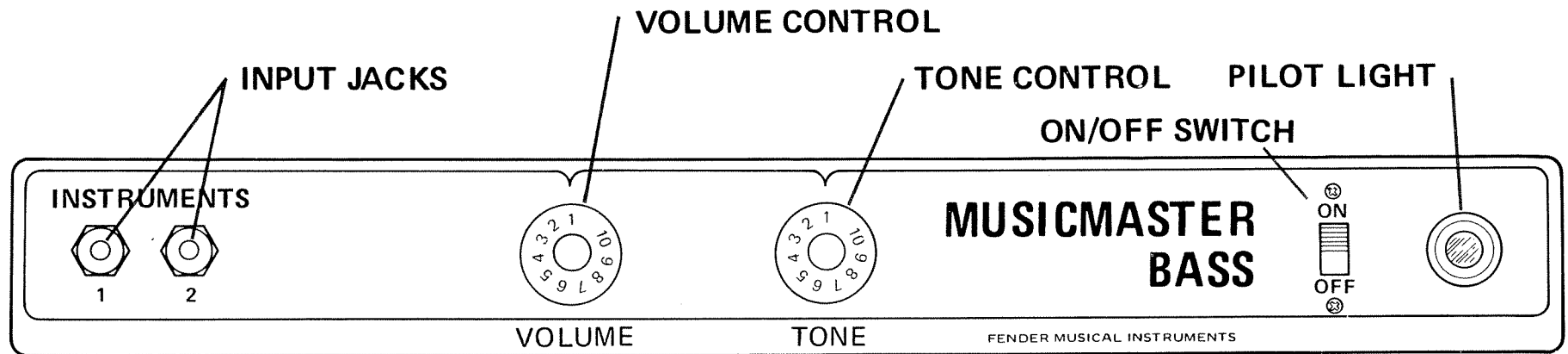
This manual is designed to familiarize you with the equipment and acquaint you with its many fine features. Read it carefully so that you will benefit from all of the features as soon as you start using the amplifier.

# FEATURES

- 12 watts rms power with 26 watts peak music power.
- Single channel with two instrument inputs.
- Special design 12" bass speaker.
- Finest acoustic quality grille cloth.
- Numerically graduated controls.
- Professional Fender styling and quality.



# FRONT PANEL



## CONTROL FUNCTIONS

### INPUT JACKS

Jack No. 1 for use when one instrument is used. Jack No. 2 for use with second instrument or equipment with high output level.

### VOLUME CONTROL

Volume setting from zero to full power output.

### TONE CONTROL

Selects desired amount of treble response.

### ON/OFF SWITCH

### PILOT LIGHT

Indicates when amplifier is turned on.

## CORRECTIVE CHECK LIST

If your amp is set up but does not function, check the following items:

- Is the amp power supply cable plugged into the wall?
- Is there power at the wall outlet where the amp is plugged in?
- Is the speaker plugged into the amplifier speaker jack?
- Are the tone control knobs turned up above 4?
- Is the volume control on your instrument turned up?

If, after checking all of the above, the system is still not performing correctly, consult your authorized Fender Service Dealer.

## REPLACEMENT PARTS


Under the terms of the limited warranty in the back of this manual, defective parts will be replaced by your authorized Fender dealer.

Fender Original Equipment tubes are designed and built to provide optimum performance in musical instrument amplifiers.

To maintain best performance and quiet operation, replacement should be made with original equipment tubes from your authorized Fender dealer.

Fender Musical Instruments furnishes warranty service only through authorized Fender dealers.

## FENDER AMPLIFIER COVER



Waterproof, tear and abrasion-resistant amplifier covers are available for every Fender amp. They prevent surface damage to the amplifier and keep out dust. Lined with soft flannel, these black vinyl covers feature the amplifier model name and Fender trademark.

# FENDER BASS GUITARS

## YOU MAY WANT TO TRY

*"Fender basses are engineered to perfectly match the electronic circuitry of your new Fender Amplifier."*




### MUSTANG BASS

#### 4-STRING SOLID BODY ELECTRIC BASS

Sure, solid Fender bass sound at a popular price

- Wide-range split pickup for maximum string response and balanced tone throughout the entire scale
- Four individually adjustable bridge sections for perfect intonation and custom playing action
- Four cushion-type string mutes for true string bass sound
- Short scale, fast action neck



### MUSICMASTER BASS

#### 4-STRING SOLID BODY ELECTRIC BASS

Fender's lowest priced bass offers ruggedness and high performance

- 30" scale easy playing neck
- Patented pickup for that "Fender Bass" sound
- Available in three beautiful custom colors

**IMPORTANT**

***See accompanying warranty card folder***

**Fender**<sup>®</sup>  
MUSICAL INSTRUMENTS

Litho U.S.A.