

Fender[®]

THE SOUND THAT CREATES LEGENDS

Bullet Amp
TYPE: PR 241

Owner's Manual

P/N 041526

Bullet / Bullet Reverb Owner's Manual

The Fender **Bullet / Bullet Reverb** amplifiers present the player with the best value of any gain switching amplifier in its price class. The common equalization section consists of TREBLE and BASS controls in addition to Fender's exclusive MID control. This control provides midrange "tone shaping" that will continuously vary your sound from smooth and bluesy to a punchy honk, or all the way back to 0 for the ultimate heavy metal overdrive! The NORMAL channel consists of a VOLUME control, while the DRIVE channel consists of VOLUME and GAIN controls which together set the overall level for the DRIVE channel. The DRIVE channel also incorporates Fender's innovative "smooth dipping" circuit. This circuit concept is designed to simulate the way tubes dip and produce the overdrive distortion sound so popular with musicians today.

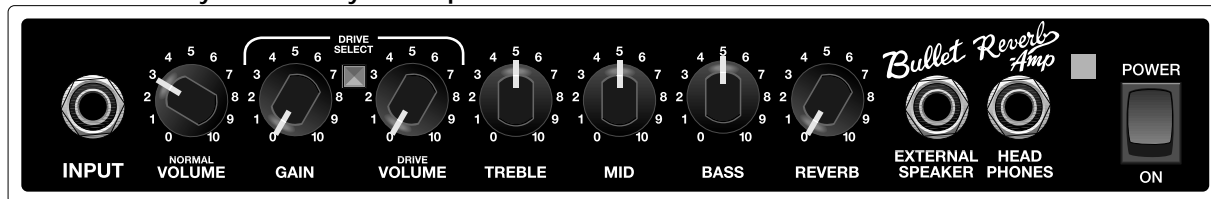
Also included is an EXTERNAL 8 Ω SPEAKER output jack which automatically disconnects the internal 8" speaker when used. The HEADPHONES jack automatically mutes the speaker in addition to driving Stereo or Mono headphones.

The built in quality of a Fender amplifier is the result of over four decades of dedication in the combined skills of research and development by our engineers and musicians.


That is why we proudly say...**FENDER**, *The Sound That Creates Legends.*

Bullet / Bullet Reverb Sound Settings


Just Pick It - Any Guitar / Any Pick-Up Combination



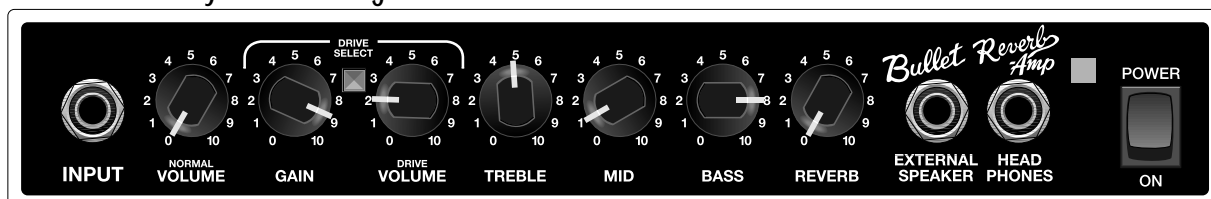
Hard Rock - Strat / Bridge Position



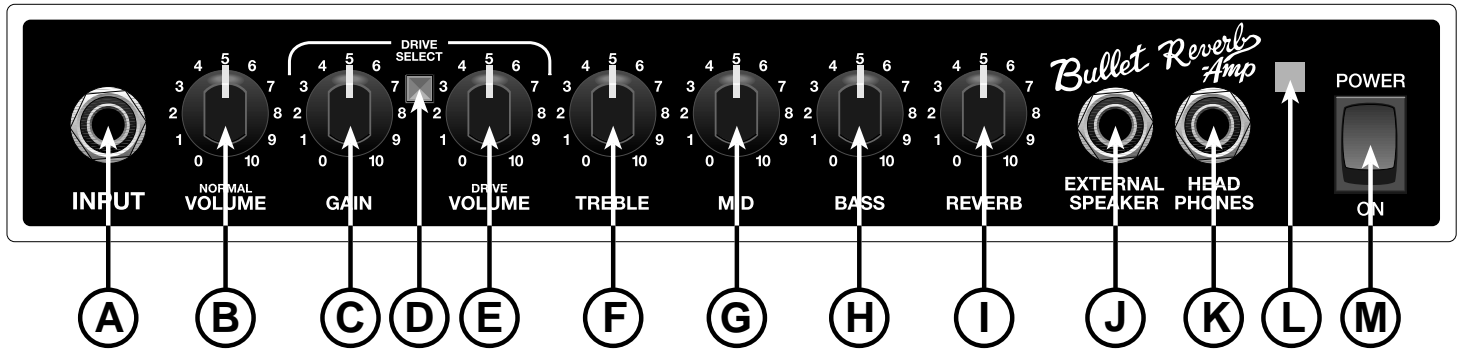
Dirty Blues - Strat / Neck Position



Total Shred - Any Guitar / Bridge Position



Bullet / Bullet Reverb Front Panel Functions

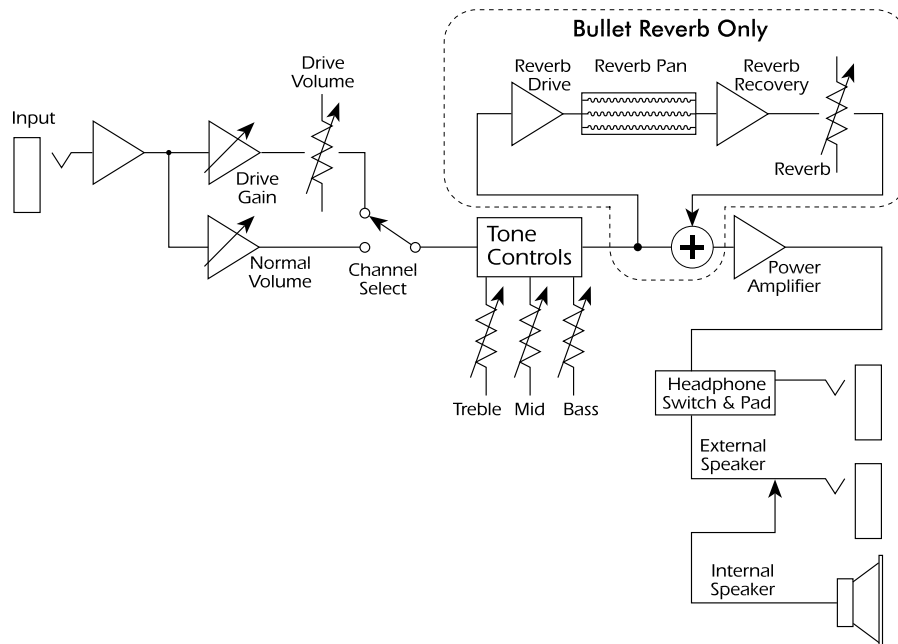


- A. **INPUT** - A high impedance, high sensitivity plug-in connection for instruments.
 - B. **NORMAL VOLUME** - Adjusts the overall loudness of the Normal Channel.
 - C. **GAIN** - Adjusts the amount of preamp amplification in the Drive Channel. Cleaner sound is achieved at lower gain settings; high gain settings will produce more sustain and distortion. This control works in conjunction with the *DRIVE VOLUME* control (item E) to set the overall loudness of the Drive Channel.
 - D. **DRIVE SELECT** - Activates the Drive Channel.
 - E. **DRIVE VOLUME** - Adjusts the overall loudness of the Drive Channel.
 - F. **TREBLE** - Adjusts the amount of boost or cut in the high frequency range.
 - G. **MID** - Adjusts the overall tone quality without affecting the signal level. High MID settings will provide emphasis in the midrange frequencies whereas a lower setting will notch the midrange to produce sounds characteristic of most "metal" music.
 - H. **BASS** - Adjusts the amount of boost or cut in the low frequency range.
 - I. **REVERB** - (BULLET REVERB ONLY.) Adjusts the amount of reverberated signal mixed with the original dry signal for both the Normal and Drive channels.
 - J. **EXTERNAL SPEAKER** - This jack provides an output to an external speaker enclosure. The enclosure must have a minimum impedance of 8Ω Use of this jack automatically disables the internal speaker. **DO NOT PLUG HEAD PHONES IN HERE.**
 - K. **HEADPHONES** - This jack provides an output to standard stereo or mono headphones for private listening. NOTE: Use of this jack automatically disables the speaker. CAUTION: Prolonged listening at high levels may be hazardous to your hearing! This jack can also be used as an unbalanced line output by using either a stereo or mono 1/4 inch phone plug connection.
 - L. **POWER INDICATOR** - When this indicator is illuminated the Bullet / Bullet Reverb is receiving AC power.
 - M. **POWER SWITCH** - This switch turns the AC power ON and OFF. When the switch is OFF the amplifier is completely shut down.
- LINE CORD** - This amplifier is equipped with a grounding type supply cord to reduce the possibility of shock hazard. Be sure to connect it to a grounded receptacle. **DO NOT ALTER THE AC PLUG.**

Bullet / Bullet Reverb Specifications

PART NUMBER:	Bullet Amp	Bullet Reverb Amp
	120V VERSION: 22-6705	120V VERSION: 22-6706
	230V VERSION: 22-6765	230V VERSION: 22-6766
INPUT IMPEDANCE:	Greater than 1 Meg Ohm	
NOMINAL INPUT LEVEL:	100 mV	
POWER OUTPUT:	15 Watts R.M.S.	
RATED LOAD IMPEDANCE:	8 Ohms	
POWER REQUIREMENTS:	120V VERSION: 120 VAC 60 Hz., .28A Max. 230V VERSION: 230 VAC 50 Hz., .14A Max.	
SPEAKER COMPLEMENT:	One 8 Ohm Special Design 8" Speaker (P/N 025421)	
DIMENSIONS:	Height: 12-3/8"	(31.4cm)
	Width: 13-1/4"	(33.7cm)
	Depth: 7-1/8"	(18.1cm)
WEIGHT:	15lbs.	(6.8kg)
SOUND:	Unbelievable!!	

WARNING:
NO USER SERVICEABLE PARTS INSIDE,
REFER SERVICING TO QUALIFIED
PERSONNEL ONLY.



A PRODUCT OF:
FENDER MUSICAL INSTRUMENTS CORP.,
CORONA, CA 91720