



Fender®

MADE IN U.S.A.

**SUPER CHAMP
AMPLIFIER**

MANUAL NO. 019249

**OWNER'S
MANUAL**

Fender®

**SUPER
CHAMP
AMPLIFIER**

Copyright © 1982 CBS Musical Instruments
A Division of CBS Inc.


Your selection of a Fender amplifier will be rewarded with years of quality music in a wide range of controlled sounds. This manual is designed to familiarize you with the equipment and acquaint you with its many fine features. Read it carefully so that you will benefit from all of the features as soon as you start using the amplifier.

18 WATTS RMS AND 40 WATTS PEAK MUSIC POWER

WARNING
TO REDUCE THE RISK OF FIRE
OR SHOCK HAZARD, DO NOT
EXPOSE THIS APPLIANCE TO
RAIN OR MOISTURE

FENDER SPECIAL DESIGN ELECTRONIC TUBES PROVIDE OPTIMUM PERFORMANCE IN THIS AMPLIFIER. FOR BEST RESULTS, REPLACE WITH FENDER ORIGINAL EQUIPMENT TUBES ONLY

SPECIFICATIONS SUBJECT TO CHANGE WITHOUT NOTICE



IMPORTANT

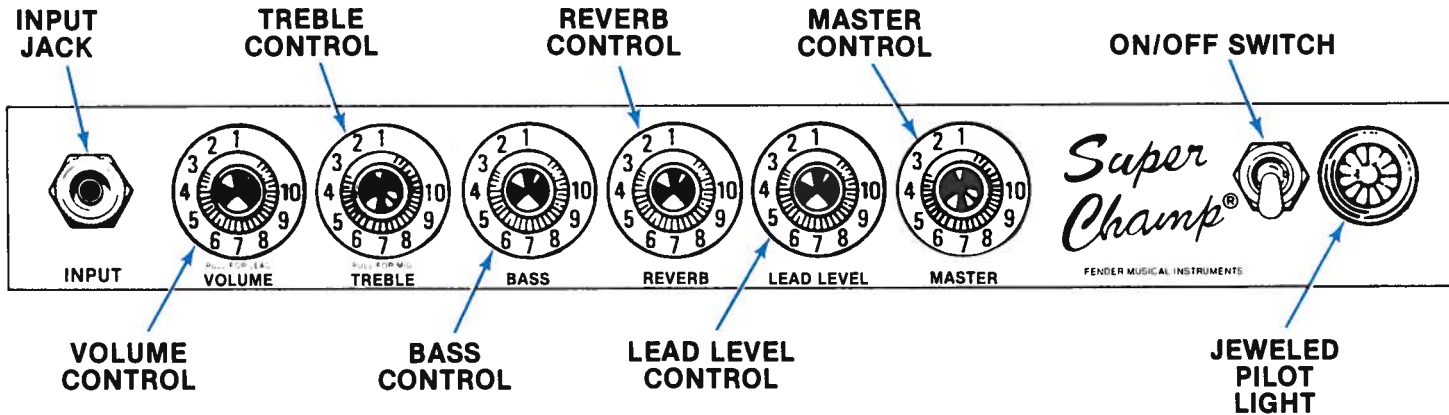
TO REDUCE POSSIBLE PERCEPTIBLE LEAKAGE CURRENT THIS EQUIPMENT IS PROVIDED WITH A GROUNDING TYPE POWER SUPPLY CORD. CONNECT EQUIPMENT TO A GROUNDED RECEPTACLE.

★ ★ ★ ★ ★ ★ ★ ★ ★

Operation from an ungrounded (2 pronged) A.C. receptacle requires a 3 to 2 contact grounding type A.C. adapter. Be sure to connect the adapter's grounding lead to a good earth ground. DO NOT ALTER THE A.C. PLUG.

Reversing the A.C. adapter in a two conductor A.C. receptacle or changing the GROUND SWITCH position (when provided) may reduce the A.C. power line hum and noise levels. Unless an advantage is apparent, ALWAYS SET THE GROUND SWITCH TO "OFF".

FRONT PANEL



FRONT PANEL FUNCTIONS

INPUT JACK

Plug in connection for guitar.

VOLUME CONTROL

Volume setting from zero to full power output. Pull for lead and/or to provide full pedal operation (optional accessory).

tone Controls

Treble Control — Provides additional high frequencies as required. Pull for Mid-boost.

Bass Control — Regulates desired amount of bass response.

REVERB CONTROL

Selects the amount of reverberation.

LEAD LEVEL CONTROL

Controls sound output in LEAD mode only.

MASTER CONTROL

Controls sound output of RHYTHM as well as LEAD mode.

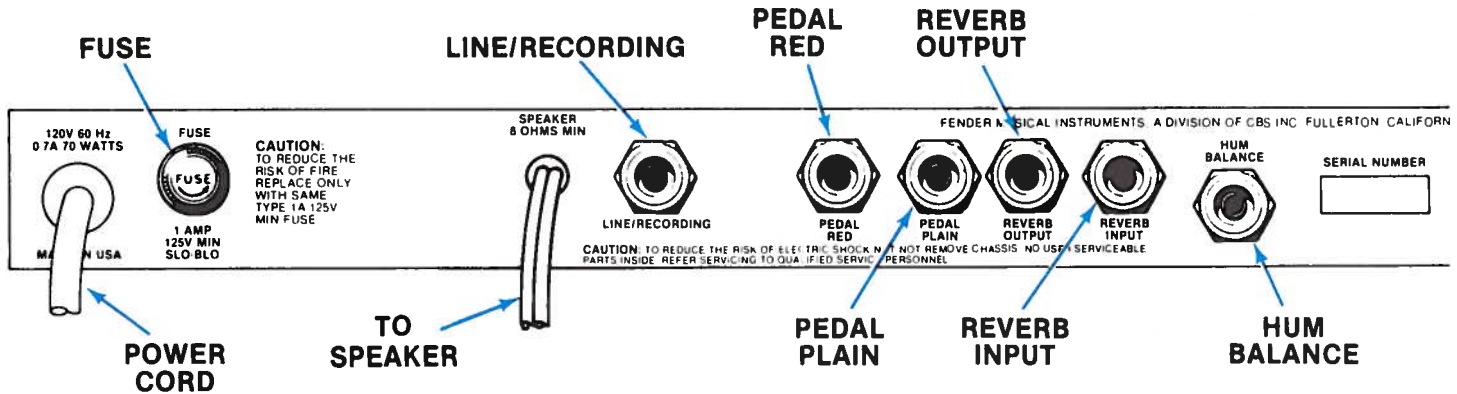
ON/OFF AC SWITCH

Turns amplifier ON or OFF.

JWELED PILOT LAMP

Indicates when the AC switch is on.

REAR PANEL



REAR PANEL FUNCTIONS

FUSE

CAUTION: *To reduce the risk of fire, replace only with same type 1 amp, 125 volt minimum slo-blo fuse.*

SPEAKER LEADS

Black lead connects to speaker lug which is connected to the frame. White lead connects to other speaker lug.

REPLACEMENT PARTS

Under the terms of the limited warranty, defective parts will be replaced by your authorized Fender dealer.

Fender Original Equipment tubes are designed and built to provide optimum performance in musical instrument amplifiers.

To maintain best performance and quiet operation, replacement should be made with original equipment tubes.

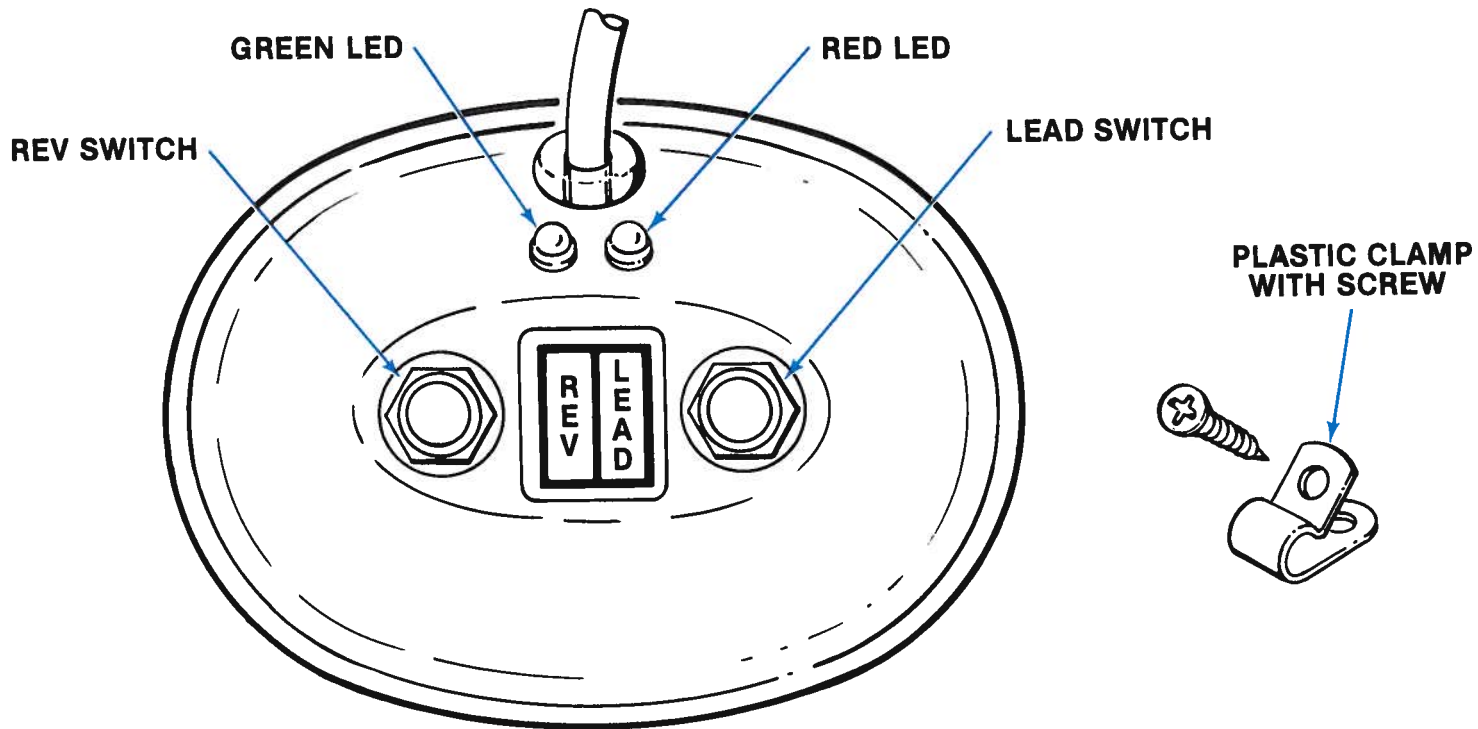
Fender Musical Instruments furnishes warranty service through authorized Fender dealers.

CORRECTIVE CHECKLIST

If your amp is set up but does not function, check the following items:

- Is the amp power cord properly plugged into an electrical outlet?
- Is there power at the outlet where the amp is plugged in?
- Is the primary fuse blown?
- Is the speaker properly connected to the amplifier?
- Are all the control knobs turned up above 4?
- Is the volume control on your instrument turned up?
- Is your instrument properly plugged into the amp?

ACCESSORY PEDAL (OPTIONAL)



ACCESSORY PEDAL PACKAGE

ACCESSORY PEDAL PACKAGE (Optional) P/N 017007

This pedal assembly enables the player to switch from RHYTHM to LEAD and vice versa, when the volume control is in the "pulled out" position. Reverb "ON" or "OFF" is also controllable.

The built-in RED LED lights up when the amplifier is in the LEAD mode. The built-in GREEN LED lights up when the reverb is in operation.

To attach pedal assembly insert the RED plug into the PEDAL RED jack and insert the PLAIN plug into the PEDAL PLAIN jack.

The pedal cable **MUST** be secured to the cabinet by means of a suitable clamp and screw, such as P/N 068425 Clamp, Pedal cable 0.125 I.D., and P/N 084699-Screw, 8 × 3/4 F.H. Phillips to reduce the risk of tearing the leads from their associated plugs. Screw accessory cable clamp to inside wall of cabinet.

NOTES

LIMITED WARRANTY

This limited warranty against defects in material and workmanship begins at the date of original retail purchase and lasts for one (1) year from that date. It applies to all components except fuses and electron tubes and is limited to the original retail purchaser. Fuses and electron tubes are warranted for ninety days. You may prove date of purchase by completing and mailing the registration card to Fender/CBS Musical Instruments or retaining a copy of your sales invoice.

Transportation charges are not included in this warranty. If any component of the product is found to be defective, we will furnish a replacement part without charge if it is returned to an authorized Fender dealer, an authorized service technician or Fender Service Center at the address provided below. Any damage or defect resulting from unauthorized parts or service is excluded. Any service performed by other than an authorized Fender Dealer, an authorized service technician or Fender Service Center is not reimbursable under this warranty.

The warranty is void if the serial number is defaced or removed, or the product has been visibly damaged by alteration, misuse, accident or neglect. THE COMPANY ASSUMES NO LIABILITY FOR PROPERTY DAMAGE WHICH MAY RESULT FROM THE FAILURE OF THIS PRODUCT. Any warranties of MERCHANTABILITY or FITNESS implied by law are limited to the duration of this express limited warranty.

Some states do not allow limitations on how long an implied warranty lasts, so the above limitation may not apply to you. Some states do not allow the exclusion or limitation of incidental or consequential damages, so the above limitation or exclusion may not apply to you.

This warranty gives you specific legal rights, and you may also have other rights which vary from state to state.

Have your service performed by:

An authorized Fender dealer, authorized service technician or,
Fender Service Center
1300 East Valencia
Fullerton, CA 92634

WARRANTOR:
FENDER/CBS MUSICAL INSTRUMENTS
A Division of CBS Inc.
Post Office Box 4137
1300 East Valencia
Fullerton, CA 92634

PLACE
STAMP
HERE

FENDER ROGERS RHODES
P.O. BOX 4137
1300 EAST VALENCIA DRIVE
FULLERTON, CAL. 92634

**NOTE:
SEE ACCOMPANYING LIMITED WARRANTY
REGISTRATION SHEET**



**P.O. BOX 4137
1300 EAST VALENCIA DRIVE
FULLERTON, CA 92634**

**REQUEST FOR UPDATED SUPER CHAMP
OWNER'S MANUAL**

Please send updated super champ
Amplifier Owner's Manual to:

Name: _____

Address: _____

City: _____ State: _____ Zip: _____