

# OWNER'S MANUAL

---

LIMITED WARRANTY  
SEE PAGE 9

**Fender**<sup>®</sup>

MUSICAL INSTRUMENTS

1300 E. Valencia, Fullerton, California 92631

---

**TWIN REVERB  
AMPLIFIER**

# Fender<sup>®</sup>


## VIN REVERB AMPLIFIER

Your selection of a Fender amplifier will be rewarded with years of quality music in a wide range of controlled sounds.

This manual is designed to familiarize you with the equipment and acquaint you with its many fine features. Read it carefully so that you will benefit from all of the features as soon as you start using the amplifier.

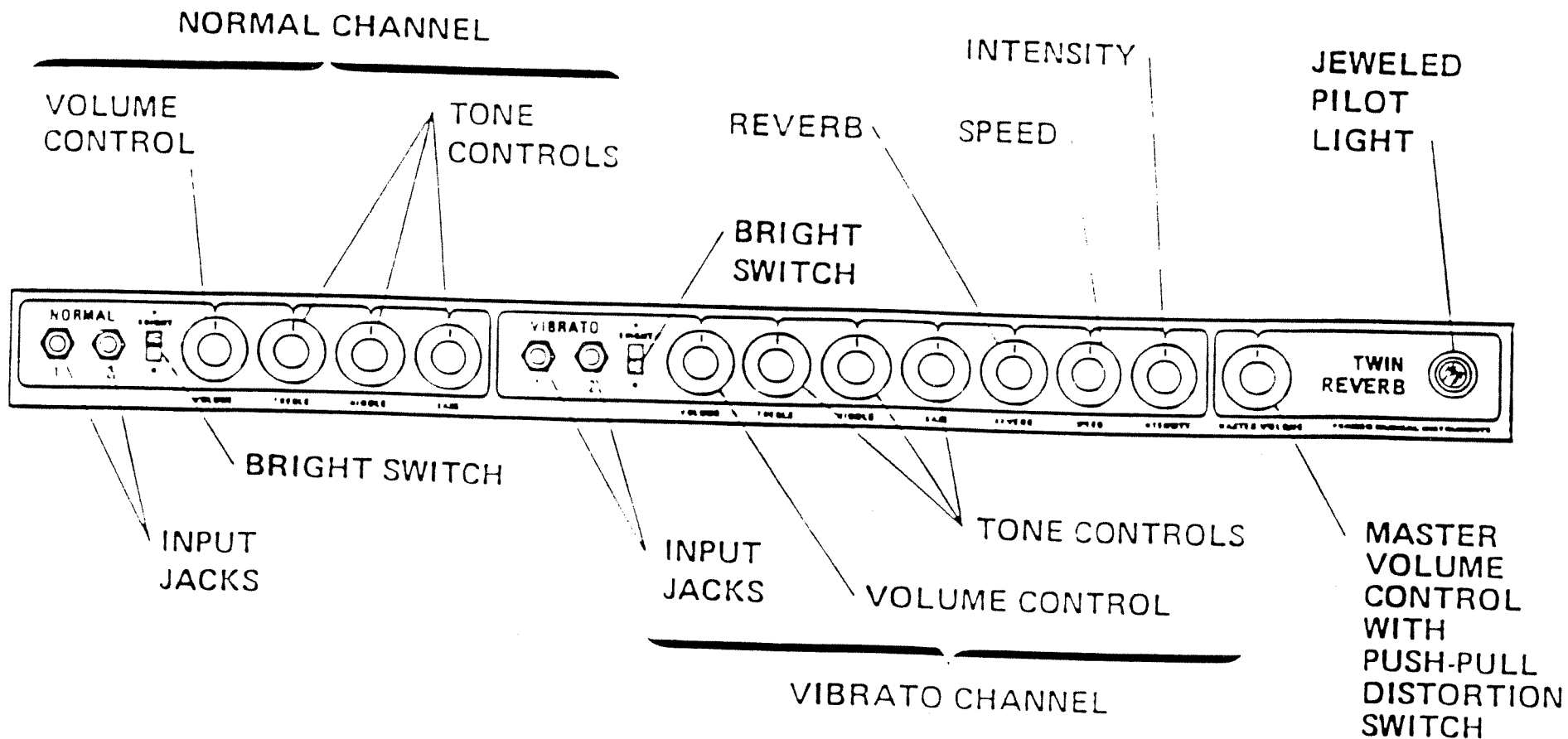
# FEATURES

- 100 watts RMS power with 220 watts peak music power.
- Two separate channels, each with its own distinctive sound.
- Master Volume Control – with Push-Pull Distortion Switch. In addition to controlling the volume of both channels this control provides variable distortion when used in conjunction with the Master and Channel volume controls. The push-pull switch provides instant switching of variable distortion.
- Professional Fender styling and quality.

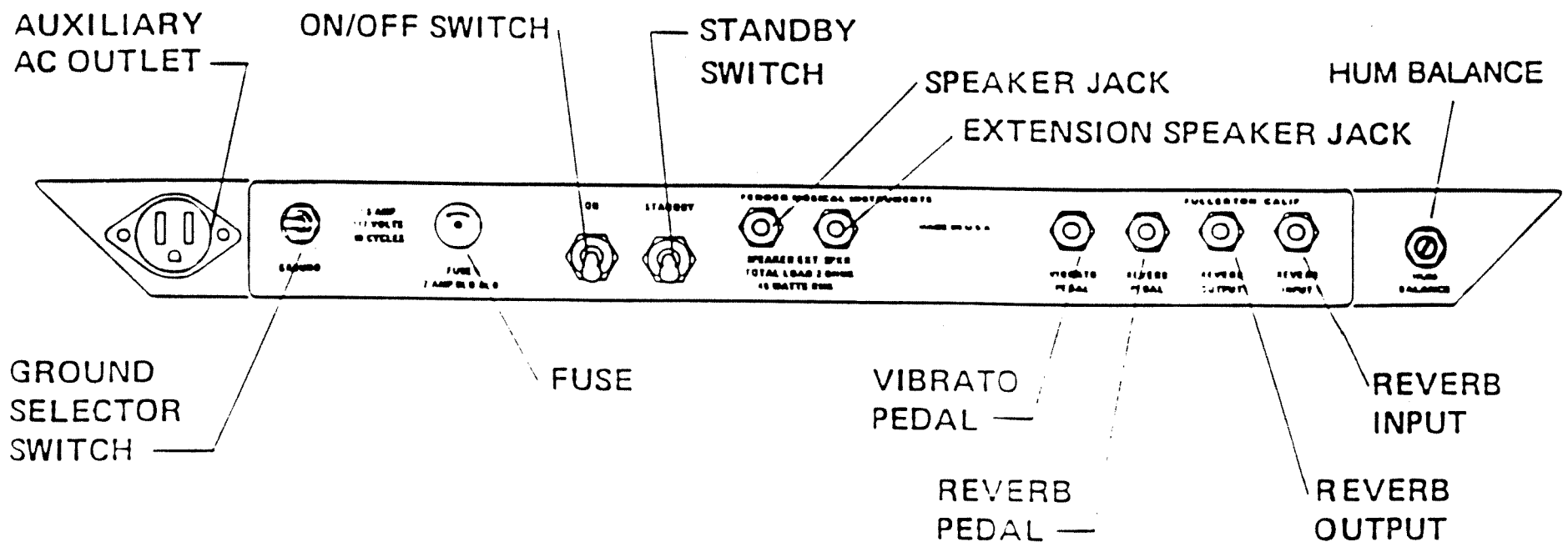


NOTE IT IS BEST TO REMOVE THE AMPLIFIER CASTERS BEFORE PLAYING.

# FRONT PANEL



# REAR PANEL



# FRONT PANEL FUNCTIONS

## NORMAL CHANNEL

### INPUT JACKS

Jack No. 1 for use when one instrument is used.

Jack No. 2 for use with second instrument or equipment with high output level.

### BRIGHT SWITCH

Adds brilliance to all notes, especially higher frequency notes.

### VOLUME CONTROL

Volume setting from zero to full power output.

### TONE CONTROLS

**Treble Control** — Regulates amount of high frequency response. Complemented by bright switch.

**Middle Control** — Adds a rich tone and accents middle register.

**Bass Control** — Regulates amount of bass response.

## VIBRATO CHANNEL

### INPUT JACKS

Jack No. 1 for use when one instrument is used.

Jack No. 2 for use with second instrument or equipment with high output level.

### BRIGHT SWITCH

Adds brilliance to all notes, especially higher frequency notes.

### VOLUME CONTROL

Volume setting from zero to full power output.

### TONE CONTROLS

**Treble Control** — Regulates amount of high frequency response. Complemented by bright switch.

**Middle Control** — Adds a rich tone and accents middle register.

**Bass Control** — Regulates amount of bass response.

### REVERB CONTROL

**Reverb Control** — Selects the amount of reverberation.

### VIBRATO CONTROLS

**Speed** — Regulates the rapidity of the vibrato effect — variable from slow to extremely fast setting.

**Intensity Control** — increases or decreases the vibrato effect.

## MASTER VOLUME CONTROL

### DISTORTION SWITCH

The Master Volume Control is equipped with a push-pull distortion switch.

### CLEANEST SOUND

To get the cleanest possible sound, push the Master Volume Control knob in and turn it to "10." Adjust the VIBRATO channel volume to the desired sound level.

### DISTORTION CONTROL

To get a distortion effect, turn the VIBRATO channel volume to "10." Adjust the Master Volume Control to the desired sound level. The amount of distortion is variable: increasing the VIBRATO channel volume while decreasing the Master Volume adds distortion; decreasing the VIBRATO channel volume while increasing the Master Volume makes the sound "cleaner." Make sure that the guitar is plugged into input jack number 1.

### MAXIMUM DISTORTION


To get the most distortion, turn the VIBRATO volume control to "10." Pull the Master Volume Control out and adjust it to the desired sound level.

**NOTE:** It is important to have the volume and tone controls of the guitar turned to their maximum to get the most distortion from the amplifier.

**Jeweled Pilot Light** - Indicates when amplifier is turned on.

# GUITARS

*Fender guitars are engineered to perfectly match the electronic circuitry of your new Fender amplifier.*

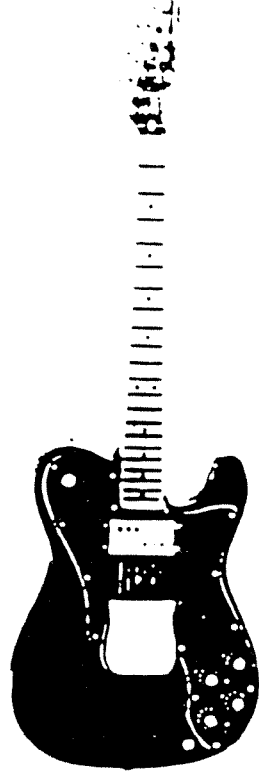


## TELECASTER

The original Fender guitar, still enjoying great popularity.

Available in a variety of finishes.

Original Fender Lead and Rhythm pickups for that great Fender sound.

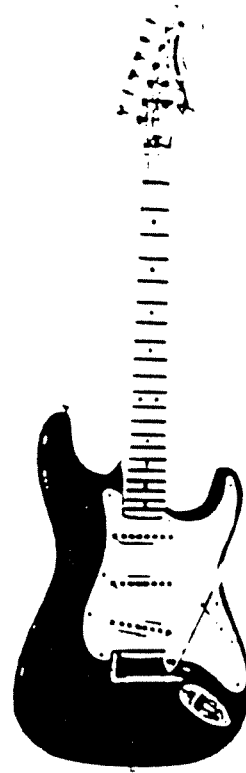


## TELECASTER CUSTOM

Solid body guitar with two pickups - the standard "Tele" lead pickup and the humbucking rhythm pickup.

Individual controls for each pickup.

Exclusive bullet truss rod and tilt neck micro adjustment features.

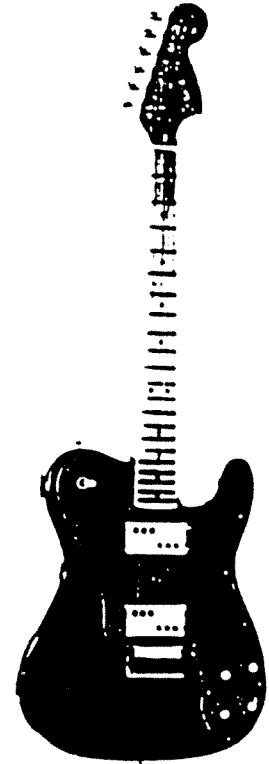


## STRATOCASTER

3 patented wide-range high-fidelity pickups—each individually adjustable.

6 independent bridge sections for perfect string adjustment.

Exclusive Fender contoured waist design for maximum playing comfort.



## TELECASTER DELUXE

Single piece hard rock maple neck with flat radius & wide frets.


6 specially designed individual bridge sections.

Contoured body.

Deluxe precision machine heads.

Individual controls for each pickup.

# ACCESSORY ITEMS



## FENDER BLENDER

Fuzz and sustain unit for sound modification. Blends and sustains tone to any pre-set level.



## VOLUME PEDAL

Controls volume level with smooth up and down action.



## FUZZ/WAH/VOLUME PEDAL

Up and down foot control for the Fuzz, Wah and Volume. Separate foot switches for the Fuzz and Wah. Fingertip pre-setting of balance and blend of the Fuzz and Wah.