

STRAT PLUS OWNER'S MANUAL ADDENDUM



Fender®

The American Series


Strat Plus Features

MODEL	10-7500	10-7502
Pickups	3 Fender-Lace Sensors GOLDEN STRAT	3 Fender-Lace Sensors GOLDEN STRAT
Nut	Fender-Wilkinson Needle-bearing Roller	Fender-Wilkinson Needle-bearing Roller
Keys	Sperzel Locking Keys	Sperzel Locking Keys
Selector Switch	5-position	5-position
Controls	Master Volume Tone (Neck P.U.) TBX (Mid & Bridge P.U.)	Master Volume Tone (Neck P.U.) TBX (Mid & Bridge P.U.)
Tremolo	American Standard	American Standard
Scale Length	25.5" (647.7 mm)	25.5" (647.7 mm)
Fretboard	Rosewood	Maple
Radius	9.5" (241.3 mm)	9.5" (241.3 mm)
Frets	22, jumbo	22, jumbo

The information contained in The American Series Owners Manual pertains to the STRAT PLUS with the following exclusive features:

FENDER-LACE "Golden Strat" SENSOR (Pat. Pending)

The Golden Strat Sensors on your Strat Plus are fully adjustable for height. However, because of the low magnetic pull on the strings, best results are obtained by having a low string-to-sensor setting. Adjustments are made by turning the Sensor Adjustment Screws located at each end of the sensors.



Depress all strings at the highest fret. Check the distance from the bottom of the 1st and 6th strings to the top of the Sensor. The measurements should be as follows:

1st string: $1/16''$ (1.6 mm)

6th string: $3/32''$ (2.4 mm)

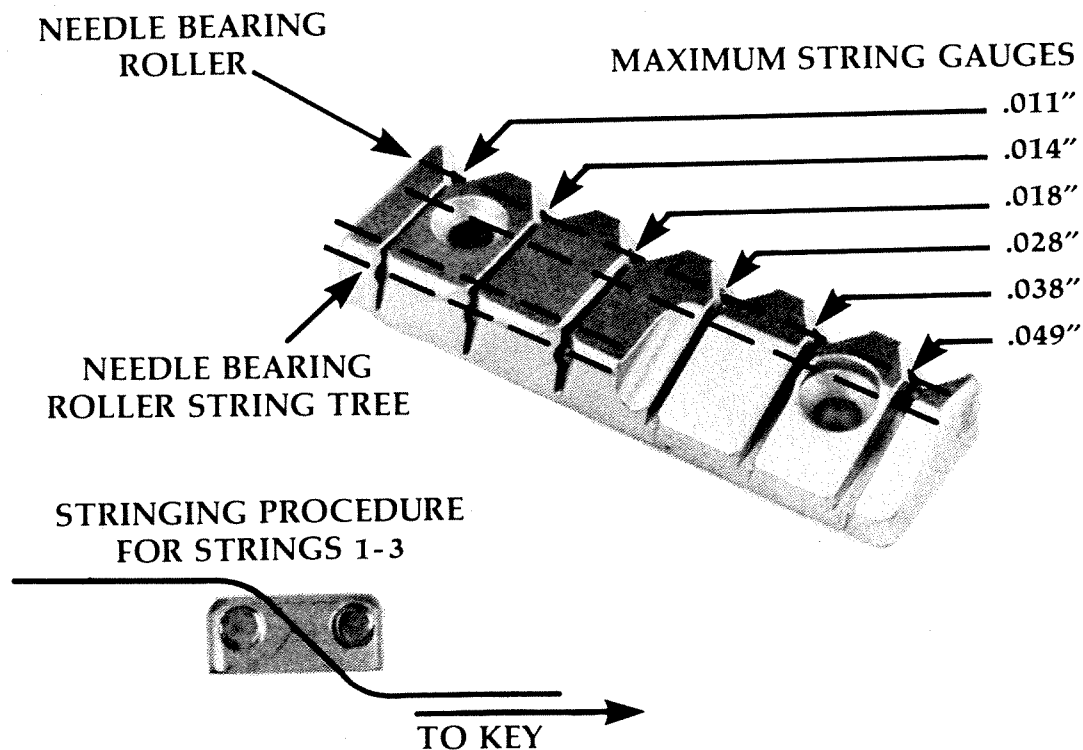
Sensors mounted on the pickguard are adjusted in the following manner: to raise the pickup, turn the adjustment screws clockwise; to lower it turn the screws counterclockwise. The recommended string clearance is measured between the pickup at the 1st and 6th strings when fretted at the last fret on the fingerboard.

Note: Contrary to conventional polepiece pickups, the strings set close to the Golden Strat Sensor produces

increased dynamic range, balanced frequency response and optimum fast, easy action due to the low magnetic pull on the strings. This also improves the tremolo function as well, since there is no interruption of the normal orbital vibration of the string. The string is "heard" as long as it continues to vibrate.

FENDER/WILKINSON NUT

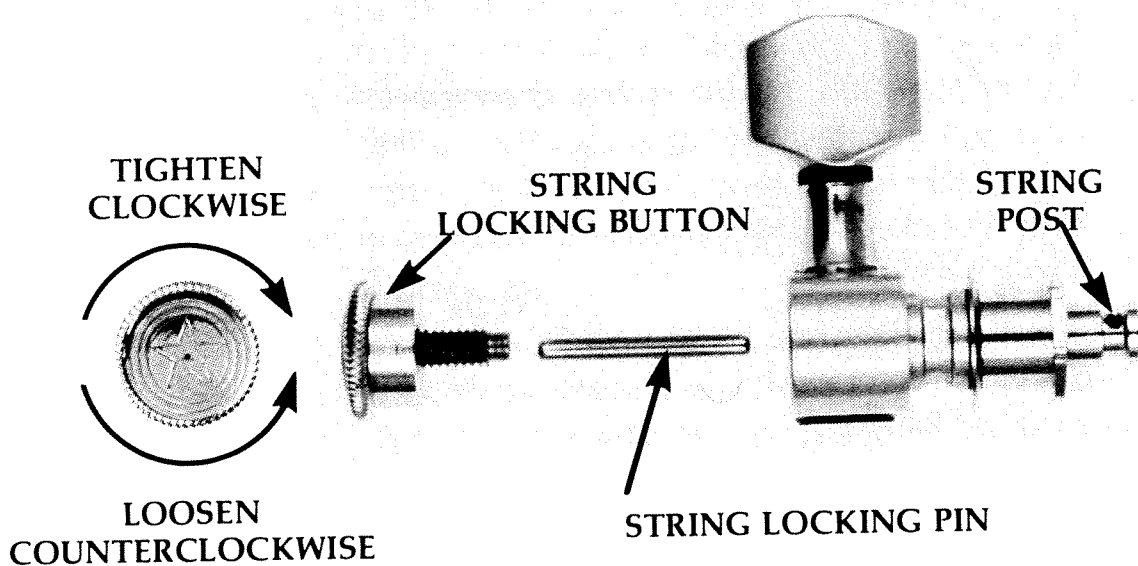
The Fender/Wilkinson Nut features a completely new, revolutionary needle-bearing roller design with integral needle-bearing roller string tree for strings 1-3. This unique design reduces string binding, friction and eliminates the need of a locking nut when using the tremolo system. The nut height is set at the



factory for recommended settings with the Golden Strat Sensor and Sperzel locking keys. However, since the optimum height adjustment varies from player to player due to differences in technique, playing styles, string gauges, etc., additional precision-rolled, stainless steel shims are available (.010", .005", .002") to adjust the roller nut height for your playing preference. The Strat Plus is equipped with Fender 3250L Super Bullets® Nickelplated Steel Roundwound strings.

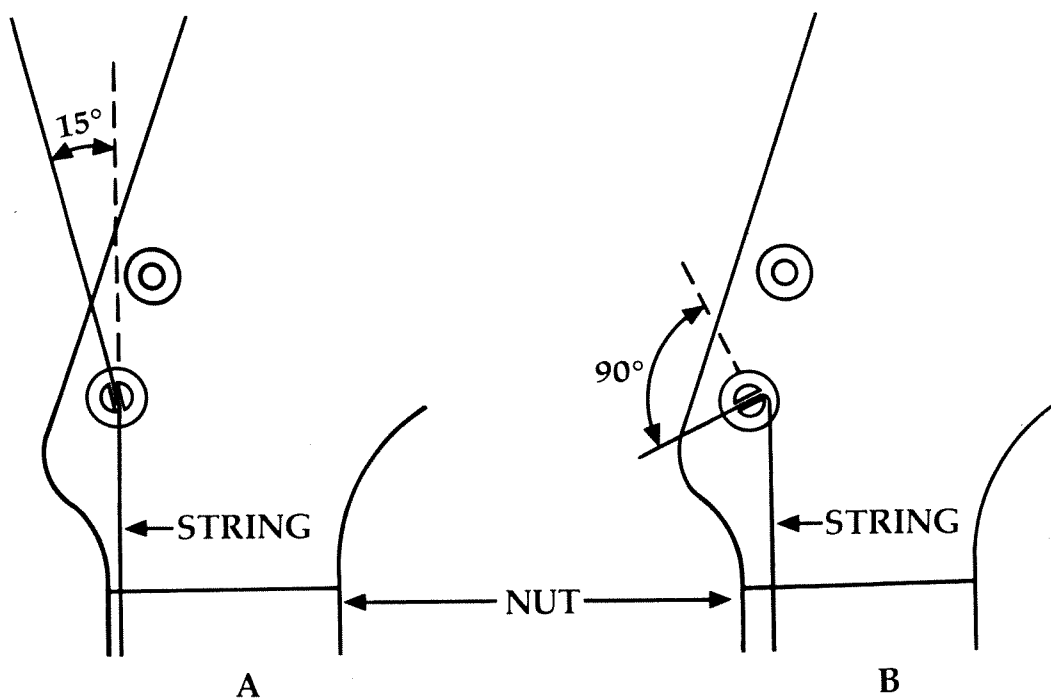
SPERZEL LOCKING KEYS

The Strat Plus is equipped with Sperzel locking keys that feature "zero" string backlash. These unique keys provide a positive string lock to the post (with no string wrap) that keeps the guitar in tune during tremolo use.



Stringing Procedure

To fasten a string to the Sperzel locking key, follow the winding directions illustrated:



Be sure the string hole in the string post is at approximately 15° (A) to the left of a line perpendicular to the nut. Draw the string through the hole, tautly, and lock in place by turning the String Locking Button clockwise. Then turn the key until the string hole rotates counterclockwise approximately 90° (B). Tune to pitch.

Caution: Because of the positive locking action of the Sperzel keys, when changing strings, tension should first be relieved by turning (loosening) the key; no tension should be applied to the strings.

Printed in U.S.A.