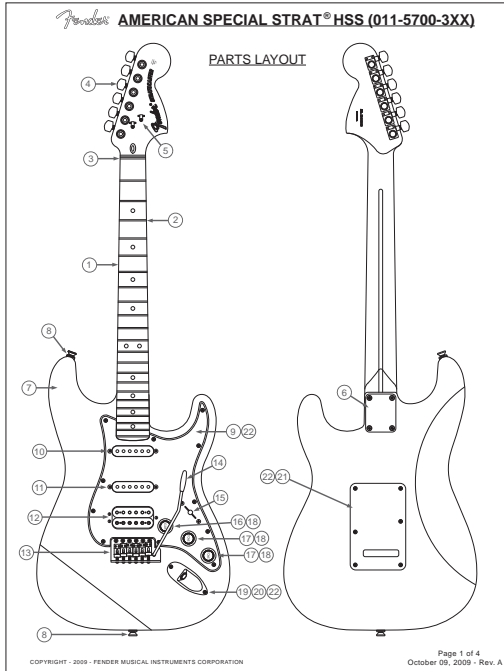


REVISIONS			
REV.	DESCRIPTION	BY	DATE
A	RELEASE SERVICE MANUAL AM SPC STRAT HSS	U.B.	10-16-2009

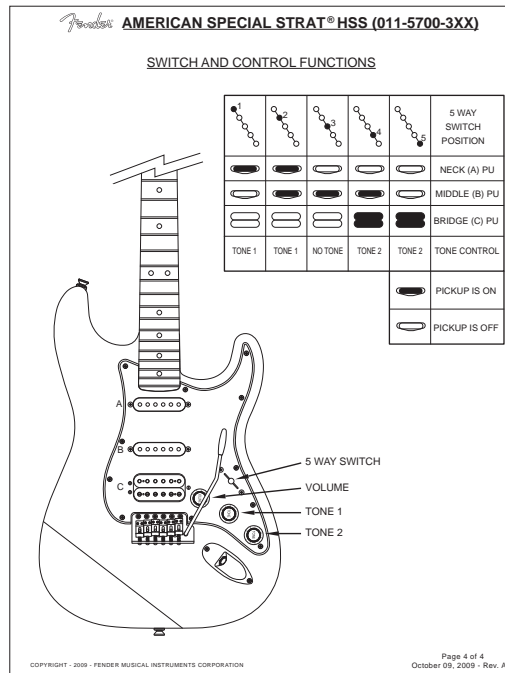
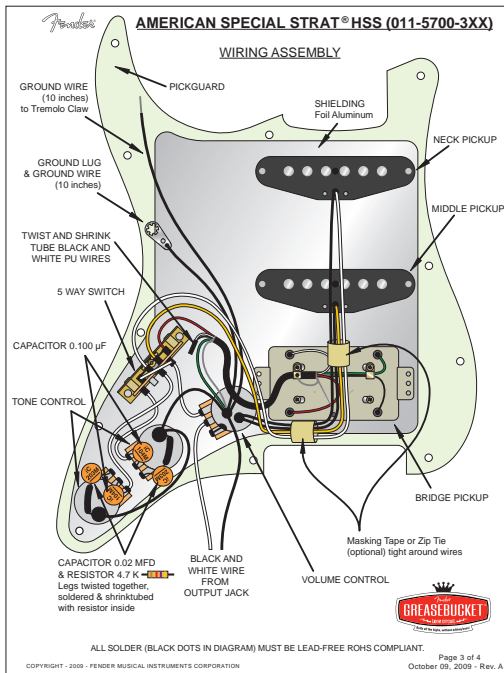


**Fender AMERICAN SPECIAL STRAT® HSS (011-5700-3XX)**  
PARTS LIST

REF#	DESCRIPTION	PARTNUMBER	QTY
1	NECK HWY 1 STRAT RW UPGRD NAT PNT	0072712000	1
2	FRET WIRE CUT MORIDAIRA #1501 P49 9.5 GTR	0072714000	22
3	NUT STD FRTRD BLANK (sell 049)	0083675049	1
4	KEY GTR DUAL PIN MNT - PING	0990820100	6
4a	WASHER KEY PING (sell 049)	0053106049	6
4b	BUSHING KEYS PING	0053107000	6
5	STRING GUIDE TREE AM STD	094911000	2
5a	SCRW SMAB 3x3/8 RHP NI (sell 049)	0011357049	2
6	PLATE NECK MTG-CHR STD STR	0033024000	1
6a	SCRW SMA 6x1-3/4 OHP NI (sell 049)	0015636049	4
7	BODY AM SPCL STRAT ALD GLOSS 3TS PNT	0079283500	1
7	BODY AM SPCL STRAT ALD GLOSS BLK PNT	0079283506	1
8	BUTTON STRAT	0949115000	2
8a	SCRW WOOD 6x1 OHP NI (sell 049)	0016188049	2
9	PICKGUARD STRAT HSS B/W/B	0992156000	1
10	PICKUP STR TXS SPCL NECK BLK CVR	0038931010	1
10a	TUBING LATEX CUT .300 x 1/8ID x 1/4OD	094916000	2
10b	SCRW 6-32x3/4 RHP TAPTRI L ZA (049)	0048631049	2
11	PICKUP STR TEXAS SPCL MID BLK CVR	0038932010	1
11a	TUBING LATEX CUT .300 x 1/8ID x 1/4OD	0036481000	2
11b	SCRW 6-32x3/4 RHP TAPTRI L ZA (049)	001557049	2
12	PICKUP ASM HB SPCL WD BLK	0063265000	1
12a	SPRING HB MTG 3/4" (sell 049)	0050167049	3
12b	SCRW M3-4x13/16 RHP#4 MID ZA sell 049	0050168049	3
13	BRG ASSY TREM VINT NARROW CHR PING	007229000	1
13a	SCRW WD RD PH 6 x 1-1/4 NI (sell 049)	0016170049	6
13b	SPRING TREMOLO TENSION VINT SELL 049	0031643049	3
14	ARM TREMOLO VINT PING SGGBA FCF BK 10-32 (w/black Knob)	007544000	1
14a	SPRING 150 OD 1/2" LONG .039" 0994931000	0994931000	1
15	SWITCH 5 WAY LEVER W/METAL GRG #51993	0991367000	1
15a	KNOB PICKUP SWCH BLK (0994939)	0994939000	1
15b	SCRW 6-32x3/4 RHP TAPTRI L ZA (049)	0048631049	2
16	KNOB STRAT VOLUME BLACK PIMCO	0991365000	1
17	KNOB STRAT TONE BLACK PIMCO	0991365000	2
18	CONTROL 250K 10% TAPER SPLIT	0990830000	3
18a	WHRP LCK INTL 3/8-667x.005 NI (sell 049)	0016436049	3
18b	NUT HEX 3/8-32x3/32 TK NI (sell 049)	0016352049	3
18c	RES. METAL / CF 4.7K 1/4W NTE T/R	0069011001	2
18d	CAP CERAMIC DISC .02UF .50V	0069010000	2
18e	CAP CERAMIC DISC 0.1UF .50V	0069893000	2
19	FERRULE JACK CHROME (0991940100) KAN BAN	0991940100	1
20	JACK PHONE 1/4 - OUTPUT - sell 049	0047329049	1
20a	WHRP LCK INTL 3/8-667x.005 NI (sell 049)	0016436049	1
20b	NUT HEX 3/8-32x3/32 TK NI (sell 049)	0016352049	1
21	PLATE BACK STR AS RH P/B/P	0056212000	1
22	SCRW SMAB 4x1/2 OHP NI (sell 049)	0015578049	19
23	DELUXE GIG BAG ELECTRIC GUITAR KANBAN*	0991512000	1

\* = NOT PICTURED IN DIAGRAM

Page 2 of 4  
October 09, 2009 - Rev. A



3. TO PRODUCE MANUAL REFER TO ABOVE PAGES 1-4 IN 1:1 SIZE. THEY ARE ARCHIVED AS PAGES 2-5 OF THIS FILE WITHOUT BORDER.
  2. THIS PAGE IS FOR ARCHIVING ONLY, DO NOT USE TO PRODUCE A SERVICE MANUAL.
  1. THIS PAGE ONLY INDICATES PLACES OF REVISION CHANGES IN SERVICE MANUAL.
- NOTES: UNLESS OTHERWISE NOTED

<p>DISPLAYED PAGES ARE SCALED DOWN TO 35% OF ORIGINAL SIZE. DO NOT USE AS ARTWORK.</p> <p>ANY PART SUPPLIED FOR USE IN ANY FENDER PRODUCT MUST CONFORM TO THE EUROPEAN ROHS DIRECTIVES.</p> <p>COPYRIGHT -2009- FENDER MUSICAL INSTRUMENTS CORP.</p>	<p>DO NOT SCALE DRAWING</p> <p>GENERAL TOLERANCES UNLESS OTHERWISE SPECIFIED</p> <p>ENGLISH</p> <p>FRACT----- ±1/32</p> <p>.X ----- ± .050</p> <p>.XX ----- ± .020</p> <p>.XXX ----- ± .010</p> <p>HOLE DIA. ----- +.005 -.001</p> <p>METRIC</p> <p>.X ----- ± .0500</p> <p>.XX ----- ± 0.250</p> <p>.XXX ----- ± 0.130</p> <p>HOLE DIA. ----- +.130 -.030</p> <p>ANGLES</p> <p>ANGLES ----- ± .50°</p> <p>UNMARKED ANGLES ----- 90°</p>	REQUEST BY		Fender FENDER MUSICAL INSTRUMENTS CORP. RESEARCH & DEVELOPMENT CORONA, CALIFORNIA U.S.A.	
		MARKETING		TITLE	
		DRAWN BY		SERVICE MANUAL FOR PL 10 MODEL: AMERICAN SPECIAL STRAT HSS	
		DATE		10-08-2009	
CHKD	S.M.E. (OPT)	MGR/DIR (OPT)	P.E.	SIZE	REV
DATE	DATE	DATE	DATE	A	A
REFERENCES TO PART NUMBER:			FILE NAME:		SHEET:
A 01157003XX			Am Special Strat HSS Service Manual 1-5-A		1 of 5
SCALE:			NONE		









# AMERICAN SPECIAL STRAT® HSS (011-5700-3XX)

## SWITCH AND CONTROL FUNCTIONS

1	2	3	4	5	5 WAY SWITCH POSITION	
					NECK (A) PU	
					MIDDLE (B) PU	
					BRIDGE (C) PU	
					TONE CONTROL	
TONE 1	TONE 1	NO TONE	TONE 2	TONE 2		
						PICKUP IS ON
						PICKUP IS OFF

