

Fender[®]

THE SOUND THAT CREATES LEGENDS

Bronco Amp

TYPE: PR 258

Owner's Manual

P/N 047277

Bronco Owner's Manual

The Fender **BRONCO** amplifier is a unique combination of radical new distortion sounds and time tested Classic Fender sounds, packaged together in a solid-state configuration which is both easy to use and inherently reliable.

The **BRONCO** amplifier features the standard complement of **VOLUME**, **TREBLE**, **MIDDLE**, and **BASS** controls with separate **GAIN** and **VOLUME** controls for the **DRIVE** channel. The almost unlimited combination of the gain and tone controls will vary your sound from smooth and bluesy to driving rock or all the way to "12" for the gnarliest shred imaginable (Yes, the knobs go to "12"!).

The external speaker jack automatically mutes the internal speaker while driving any external 8 ohm enclosure. Try plugging into a 4-12 cabinet and watch the **BRONCO** take on an entirely new attitude! The **HEADPHONE** jack automatically mutes the speaker while driving stereo or mono headphones or may be used as a low level line out for direct connection to recording equipment.

Last but definitely not least, the **BRONCO** packs a new power amp

based on a radically underdamped design that interacts with the speaker in much the same way as a tube amplifier does, producing sparkle and punch with an increase in apparent loudness and power that defies comparison to other similarly rated units. Also included is a sophisticated, transparent protection scheme designed to prevent amplifier failure due to bad speaker cords or incorrectly connected speaker jacks.

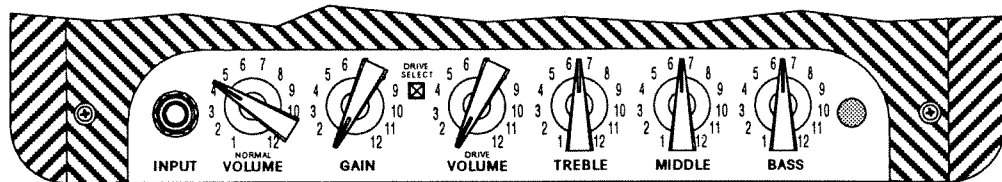
The **BRONCO's** compact size, great tone, versatile features, and all around handsome appearance make it the perfect amplifier for practice, backstage warm-up, and home recording.

The selection of a Fender amplifier will reward you with years of quality performance and a wide range of musical sounds. The built in quality of a Fender amplifier is the result of over four decades of dedication in the combined skills of research and development by our engineers and musicians.

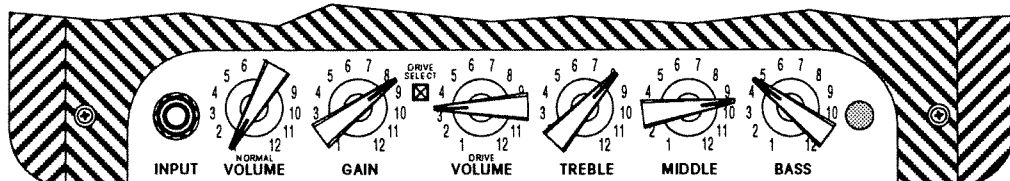
That is why we proudly say...**FENDER, The Sound That Creates Legends.**

Bronco Sound Settings

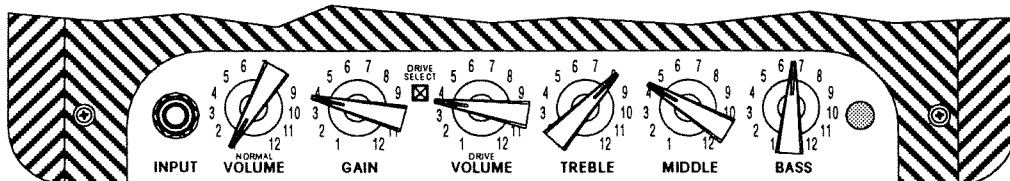
Just Pick It
Any Guitar / Any
Pickup Combination



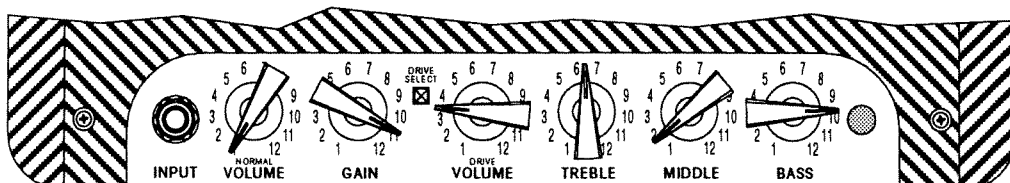
Hard Rock
Strat /
Bridge Position



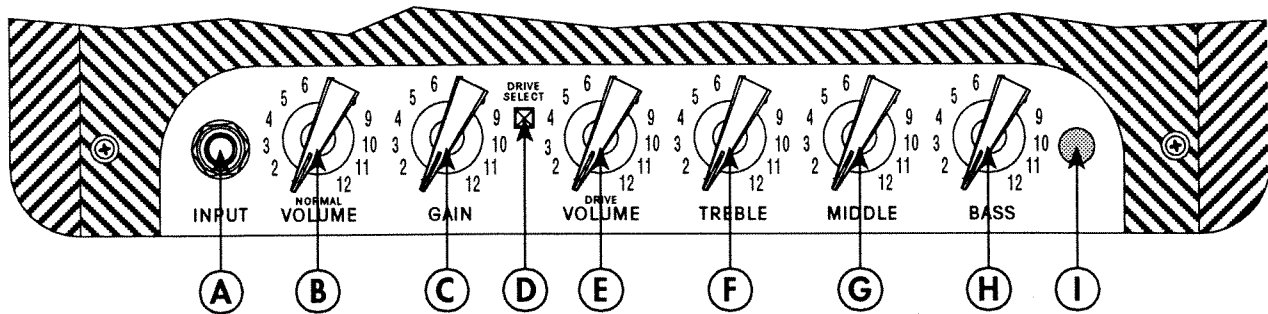
Dirty Blues
Strat /
Neck Position



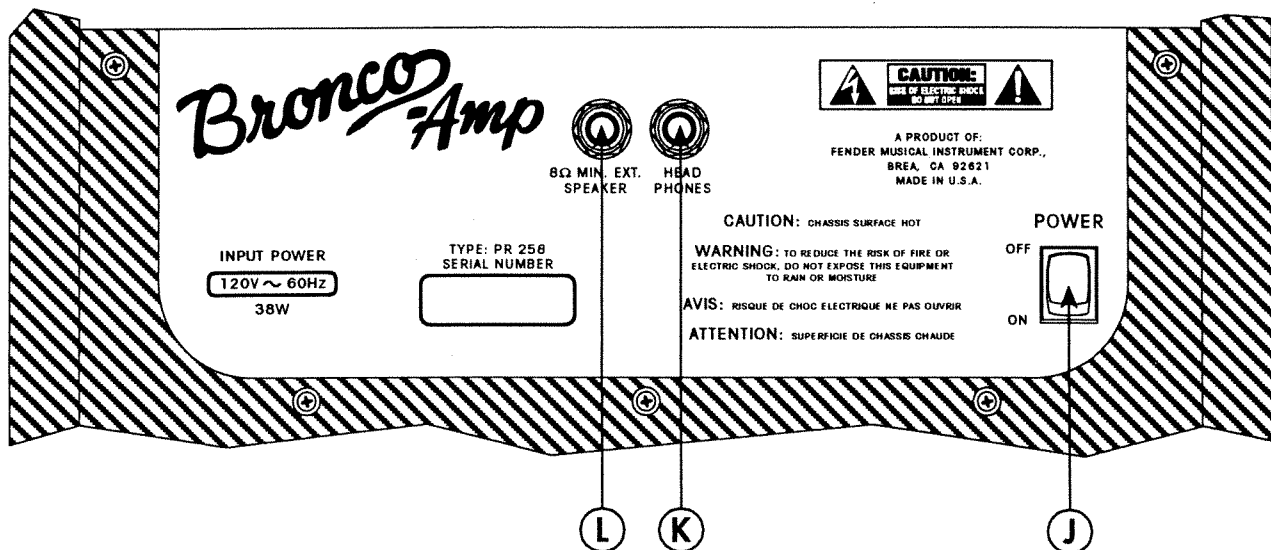
Total Shred
Any Guitar /
Bridge Position



Bronco Front Panel Functions

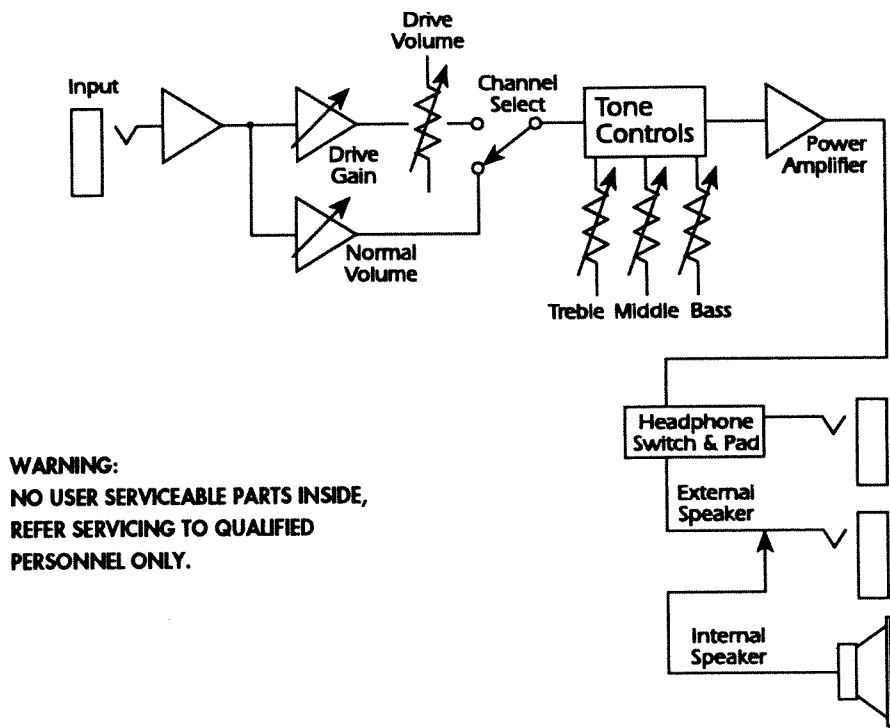


- A. **INPUT** — A high impedance, high sensitivity plug-in connection for instruments.
 - B. **NORMAL VOLUME** — Adjusts the overall loudness of the *Normal Channel*.
 - C. **GAIN** — Adjusts the amount of preamp amplification in the *Drive Channel*. Cleaner sound is achieved at lower gain settings; high gain settings will produce more sustain and distortion. This control works in conjunction with the *DRIVE VOLUME* control (item E) to set the overall loudness of the *Drive Channel*.
 - D. **DRIVE SELECT** — Activates the *Drive Channel*.
 - E. **DRIVE VOLUME** — Adjusts the overall loudness of the *Drive Channel*.
 - F. **TREBLE** — Adjusts the amount of boost or cut in the high frequency range.
 - G. **MIDDLE** — Adjusts the overall tone quality without affecting the signal level. High *MIDDLE* settings will provide emphasis in the midrange frequencies whereas a lower setting will notch the midrange to produce sounds characteristic of most "metal" music.
 - H. **BASS** — Adjusts the amount of boost or cut in the low frequency range.
 - I. **POWER INDICATOR** — When this indicator is illuminated the Bronco is receiving AC power.
 - J. **POWER SWITCH** — This switch turns the AC power *ON* and *OFF*. When the switch is *OFF* the amplifier is completely shut down.
 - K. **HEADPHONES** — This jack provides an output to standard stereo or mono headphones for private listening. **NOTE:** Use of this jack automatically disables the speaker. **CAUTION:** Prolonged listening at high levels may be hazardous to your hearing! This jack can also be used as an unbalanced line output by using either a stereo or mono 1/4 inch phone plug connection.
 - L. **EXTERNAL SPEAKER** — This jack provides an output to an external speaker enclosure. The enclosure must have a minimum impedance of 8Ω. Use of this jack automatically disables the internal speaker. **DO NOT PLUG HEAD PHONES IN HERE.**
- LINE CORD** — This amplifier is equipped with a grounding type supply cord to reduce the possibility of shock hazard. Be sure to connect it to a grounded receptacle. **DO NOT ALTER THE AC PLUG.**



Bronco Specifications

PART NUMBER:	120V VERSION: 22-3104 230V VERSION: 22-3164
INPUT IMPEDANCE:	Greater than 1 Meg Ohm
NOMINAL INPUT LEVEL:	100 mV
POWER OUTPUT:	15 Watts R.M.S.
RATED LOAD IMPEDANCE:	8 Ohms
POWER REQUIREMENTS:	120V VERSION: 120 VAC 60 Hz., .28A Max. 230V VERSION: 230 VAC 50 Hz., .14A Max.
SPEAKER COMPLEMENT:	One 8 Ohm Special Design 8" Speaker (P/N 025421)
DIMENSIONS:	Height: 12" (30.5 cm) Width: 13-1/2" (34.3 cm) Depth: 7-1/2" (19.1 cm)
WEIGHT:	14 lbs. (6.4kg)
SOUND:	Unbelievable!!



WARNING:
NO USER SERVICEABLE PARTS INSIDE,
REFER SERVICING TO QUALIFIED
PERSONNEL ONLY.

A PRODUCT OF:
FENDER MUSICAL INSTRUMENTS CORP.,
BREA, CA 92621